

Marcus & Millichap
TAG INDUSTRIAL GROUP

CHANNAHON RAIL SERVED VALUE-ADD
23315 SOUTH YOUNGS ROAD

CHANNAHON, IL 60410

NON-ENDORSEMENT & DISCLAIMER NOTICE

CONFIDENTIALITY & DISCLAIMER

The information contained in the following Marketing Brochure is proprietary and strictly confidential. It is intended to be reviewed only by the party receiving it from Marcus & Millichap and should not be made available to any other person or entity without the written consent of Marcus & Millichap. This Marketing Brochure has been prepared to provide summary, unverified information to prospective purchasers, and to establish only a preliminary level of interest in the subject property. The information contained herein is not a substitute for a thorough due diligence investigation. Marcus & Millichap has not made any investigation, and makes no warranty or representation, with respect to the income or expenses for the subject property, the future projected financial performance of the property, the size and square footage of the property and improvements, the presence or absence of contaminating substances, PCB's or asbestos, the compliance with State and Federal regulations, the physical condition of the improvements thereon, or the financial condition or business prospects of any tenant, or any tenant's plans or intentions to continue its occupancy of the subject property. The information contained in this Marketing Brochure has been obtained from sources we believe to be reliable; however, Marcus & Millichap has not verified, and will not verify, any of the information contained herein, nor has Marcus & Millichap conducted any investigation regarding these matters and makes no warranty or representation whatsoever regarding the accuracy or completeness of the information provided. All potential buyers must take appropriate measures to verify all of the information set forth herein. Marcus & Millichap is a service mark of Marcus & Millichap Real Estate Investment Services of Chicago, Inc.

© 2025 Marcus & Millichap. All rights reserved.

NON-ENDORSEMENT NOTICE

Marcus & Millichap is not affiliated with, sponsored by, or endorsed by any commercial tenant or lessee identified in this marketing package. The presence of any corporation's logo or name is not intended to indicate or imply affiliation with, or sponsorship or endorsement by, said corporation of Marcus & Millichap, its affiliates or subsidiaries, or any agent, product, service, or commercial listing of Marcus & Millichap, and is solely included for the purpose of providing tenant lessee information about this listing to prospective customers. Activity ID: ZAF0370696

SPECIAL COVID-19 NOTICE

All potential buyers are strongly advised to take advantage of their opportunities and obligations to conduct thorough due diligence and seek expert opinions as they may deem necessary, especially given the unpredictable changes resulting from the continuing COVID-19 pandemic. Marcus & Millichap has not been retained to perform, and cannot conduct, due diligence on behalf of any prospective purchaser. Marcus & Millichap's principal expertise is in marketing investment properties and acting as intermediaries between buyers and sellers. Marcus & Millichap and its investment professionals cannot and will not act as lawyers, accountants, contractors, or engineers. All potential buyers are admonished and advised to engage other professionals on legal issues, tax, regulatory, financial, and accounting matters, and for questions involving the property's physical condition or financial outlook. Projections and pro forma financial statements are not guarantees and, given the potential volatility created by COVID-19, all potential buyers should be comfortable with and rely solely on their own projections, analyses, and decision-making.

ALL PROPERTY SHOWINGS ARE BY APPOINTMENT ONLY.
PLEASE CONSULT YOUR MARCUS & MILLICHAP AGENT FOR MORE DETAILS.

Marcus & Millichap
TAG INDUSTRIAL GROUP

OFFICES THROUGHOUT THE U.S. AND CANADA
www.marcusmillichap.com

CHANNAHON RAIL
SERVED VALUE-ADD
23315 SOUTH YOUNGS ROAD
CHANNAHON, IL 60410

PRESENTED BY

TYLER SHARP

Vice President of Investments
Office & Industrial Division
Chicago Office
Office (312) 327-5446
Tyler.Sharp@MarcusMillichap.com
License: IL 475.177869

ZACH ORZEL

Associate
Office & Industrial Division
Chicago Office
Office (312) 327-5401
Zachary.Orzel@MarcusMillichap.com
License: IL 475.198922

ADAM ABUSHAGUR

Senior Managing Director Investments
Office & Industrial Division
Dallas Office
Office (972) 755-5223
Adam.Abushagur@MarcusMillichap.com
License: TX 661916

BROKER OF RECORD

STEVEN WEINSTOCK

Illinois Broker of Record
One Mid America Plaza, Suite 200
Oakbrook Terrace, IL 60181
Office (630) 570-2200
Steven.Weinstock@MarcusMillichap.com
License: 471.011175

DEBT CONTACT

FRANK MONTALTO

Managing Director, Capital Markets
333 W Wacker Drive Suite 200,
Chicago, IL 60606
Office: (312) 327-5421
Frank.Montalto@MarcusMillichap.com



INTERIOR RAIL ACCESS



TABLE OF CONTENTS

01

INVESTMENT OVERVIEW

SECTION 1

Offering Summary • Property Details • Offering Highlights • Rent Roll • Operating Statement
Regional Map • Aerial Map • Property Photos
Tenant Summary • Acquisition Financing

02

MARKET OVERVIEW

SECTION 2

Market Analysis • Demographic Analysis

The background of the slide is a dark, blue-tinted photograph of an industrial interior. It shows a complex network of metal beams, pipes, and overhead lighting fixtures, creating a sense of depth and structure.

SECTION 1

INVESTMENT OVERVIEW

Marcus & Millichap

OFFERING SUMMARY

- 167,282-Square-Foot Industrial Office Warehouse Situated on 17.75 Acres
 - Features 18'-24' Clear Heights, 16 Dock-High Doors, and 76 Industrial Trailer Spots
 - Upgraded Sprinkler System to Allow for Storage of Grade A or Category 5 Materials
- Three-Year Sale-Leaseback of 50,000 Square Feet with Verdeco Plastics, Inc. Upon COE
 - Newly Renovated Office: Delivered in White Box Condition at Close
 - Excess Land for Further Development or Outside Storage
- Tough Barrier-to-Entry Market: 4.4% Overall Vacancy and 8% Annual Rent Growth (CoStar)
 - Strategically Located with Proximate Access to Major Highways

Marcus & Millichap is pleased to present the opportunity to acquire the property located at 23315 South Youngs Road in Channahon, Illinois, partially occupied by the owner, Verdeco Plastics, Inc. The subject property consists of approximately 167,282 square feet of specialized manufacturing space and is situated on 17.75 acres of land. The multi-tenant asset features a clear height of 18'-24', four grade-level doors, six external dock-high doors, 10 internal dock-high doors, and heavy three-phase power with 277/480 volts and amps ranging from 800 to 1,600. There are 130 surface parking spaces and 76 spaces for industrial trailers. With a building coverage ratio of 22 percent, the property has ample space to accommodate additional development and outside storage. In addition to its proximity to Interstate 55 via Illinois Route 6, the property has direct barge access on the Des Plaines River and access to a CSX rail spur with interior rail loading capabilities.

Upon the sale of the property, Verdeco Plastics, Inc. plans to execute a three-year triple net leaseback at \$4.80 per square foot on its 50,000-square-foot space. Buyers also have a lease-up or partial owner-user opportunity with the remaining 117,282 square feet. Founded in 2011, Verdeco Plastics specializes in the procurement of industrial plastic scrap for recycling and repurposing that plastic back through the manufacturing supply chain around the world.

The subject property is located within Joliet Area, a massive submarket containing 113 million square feet of industrial space. Highlighted by the BNSF Logistics Park Chicago and UP Joliet Intermodal, the submarket is a central player in the Midwest for international trade with Asia. In 2024, net absorption in Joliet Area contracted by about -470,000 square feet, representing only the second and the largest decline on record. Net deliveries slowed down considerably from 6.7 million square feet in 2023 to 2.5 million square feet last year. As a result, the vacancy rate increased 250 basis points to 8.7 percent but remains well below its 10-year high set in 2018 at 13.6 percent. The increase in availability put downward pressure on rents as the annual growth rate decelerated 320 basis points to a decade's low of 3.6 percent (CoStar). While the overall Chicago market remains one of the strongest in the nation, the change in Joliet's market fundamentals is symbolic of the national trend and highlights the importance of owning specialized industrial assets that can outperform in a market with falling demand and high inflation.

Known as the Greater Chicagoland area, Chicago-Naperville-Elgin is the third largest metro in the nation. The metro houses 9.3 million people, including 2.7 million residents within the city of Chicago. The number of corporate headquarters in Chicago is second only to New York City and is home to 30 Fortune 500 companies. Thanks to eight commercial and passenger rail lines, the Port of Chicago, three international airports, and a vast network of freeways, Chicago is a major distribution and logistics hub. The local economy and workforce are highly diverse, supported largely by distribution, finance, manufacturing, and high-tech industries. As a multicultural city that thrives on the harmony and diversity of its neighborhoods, Chicago boasts 100 neighborhoods, 77 community areas, 50 wards, and eight major league sports teams, including two MLB teams. Chicago is a leader in reforming public schools, enhancing public safety and security initiatives, providing affordable housing in attractive and economically sound communities, ensuring accessibility for all, and fostering social, economic, and environmental sustainability (Chicago.gov).

PROPERTY DETAILS

CHANNAHON RAIL SERVED VALUE-ADD

23315 SOUTH YOUNGS ROAD, CHANNAHON, IL 60410

Number of Suites	1						
Number of Buildings	1						
Total Square Feet	167,282						
Warehouse Square Feet	154,498						
Office Square Feet	12,784						
Office Ratio	8%						
Year Built	1950						
Lot Size	17.75 Acres						
Type of Ownership	Fee Simple						
Clear Height	18'-24'						
Parking Spaces	76 Industrial Trailer, 130 Surface						
Parking Surface	Asphalt						
Building Class	C						
Tenancy	Multi						
Dock High Doors	6 Ext, 10 Int						
Grade Level Doors	4						
Sprinklers	Dry System (Upgraded Sprinkler System to Allow for Storage of Grade A or Category 5 Materials, Upgraded Fire Pump, New Fire Alarm System)						
Rail Served	CSX						
Construction	Masonry						
Power	<table border="0"> <tr> <td>Main Electric Room Service</td> <td>North Side Service</td> </tr> <tr> <td>1600 amp main breaker</td> <td>800 amp main breaker</td> </tr> <tr> <td>277/480 volt, 3 phase, 4 wire 1600 amp</td> <td>277/480 volt, 3 phase, 4 wire 800 amp</td> </tr> </table>	Main Electric Room Service	North Side Service	1600 amp main breaker	800 amp main breaker	277/480 volt, 3 phase, 4 wire 1600 amp	277/480 volt, 3 phase, 4 wire 800 amp
Main Electric Room Service	North Side Service						
1600 amp main breaker	800 amp main breaker						
277/480 volt, 3 phase, 4 wire 1600 amp	277/480 volt, 3 phase, 4 wire 800 amp						
Type of Lighting	Fluorescent & LED						
Water & Sewer	Well & Septic						
Zoning	I-3						
Roof Type	Built-Up Gravel						
Market	Chicago						
Submarket	Joliet Area						
Submarket Vacancy	3.40%						



This information has been secured from sources we believe to be reliable, but we make no representations or warranties, express or implied, as to the accuracy of the information. References to square footage or age are approximate. Buyer must verify the information and bears all risk for any inaccuracies. Marcus & Millichap is a service mark of Marcus & Millichap Real Estate Investment Services of Chicago, Inc. © 2025 Marcus & Millichap. All rights reserved. (Activity ID: ZAF0370696)

CHANNAHON RAIL SERVED VALUE-ADD

OFFERING PRICE
\$6,780,000

CAP RATE
2.31%

Offering Price	\$6,780,000
Cap Rate	2.31%
Yield on Cost (YOC) - 2026	9.10%
Price/SF	\$40.53
Total Square Feet	167,282
Proposed Rental Rate	\$4.80
Lease Type	Triple-Net (NNN)
Lease Term	3 Years
Rental Increases	3% Annually
Tenancy	Multi
Occupancy	29.89%

DEBT QUOTE

LTPP (Loan-to-Purchase Price)	75.0%
Initial Funding Loan Amount	\$5,085,000
Capex/TI/LC Costs	\$3,544,028
LTC	75.0%
Future Funding Proceeds	\$2,658,021
Total Loan Amount	\$7,743,021
NOI Year 3	996,510
Interest Rate	7.00%
Annual Debt Service	(\$542,011)
Free Cash Flow	454,498
DSCR	1.84x
Takeout DSCR Using 6.5% 5/25	1.59x
Term	3 Years
Total Cost Basis	\$10,324,028

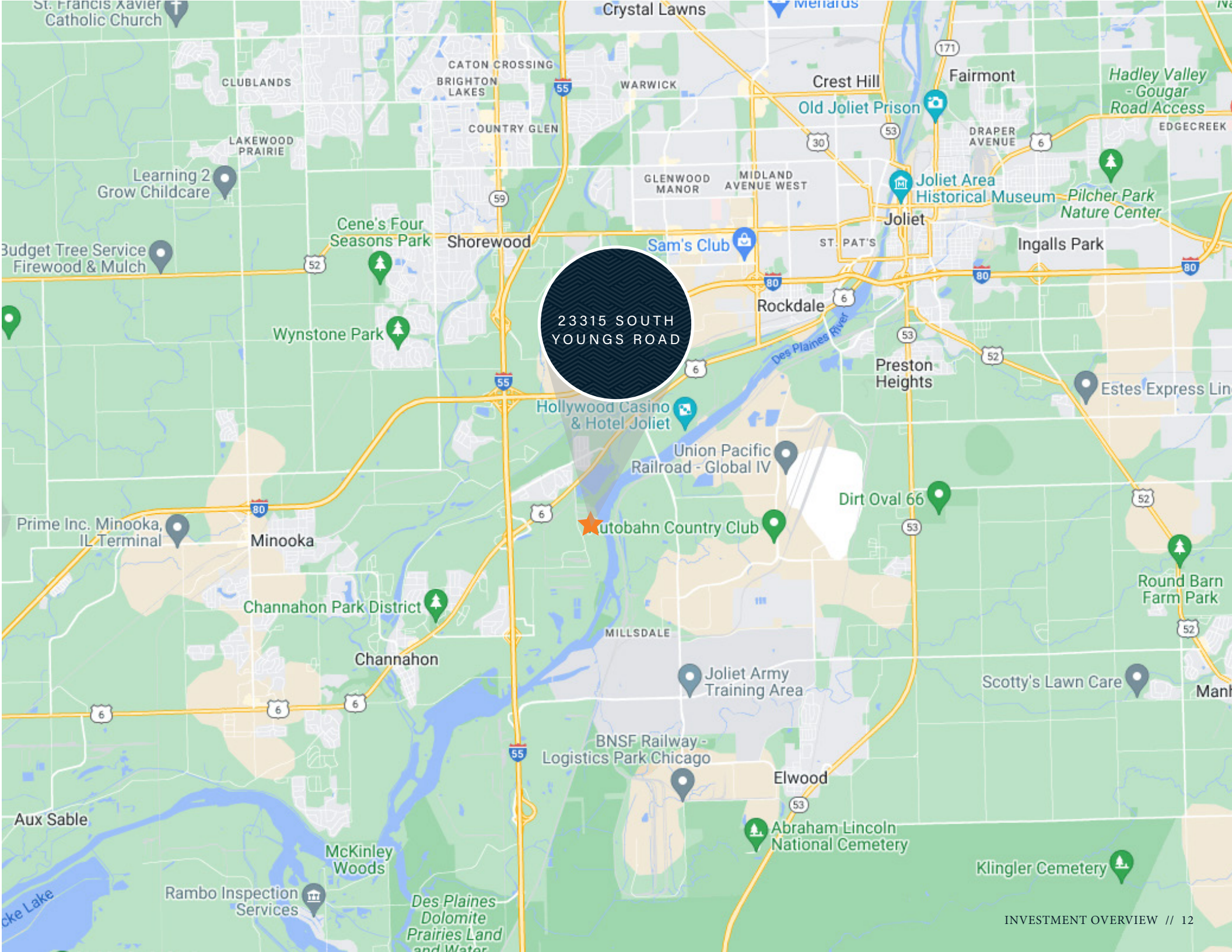
This information has been secured from sources we believe to be reliable, but we make no representations or warranties, express or implied, as to the accuracy of the information. References to square footage or age are approximate. Buyer must verify the information and bears all risk for any inaccuracies. Marcus & Millichap is a service mark of Marcus & Millichap Real Estate Investment Services of Chicago, Inc. © 2025 Marcus & Millichap. All rights reserved. (Activity ID: ZAF0370696)

RENT ROLL

Tenant Name	Suite	Square Feet	% Bldg Share	Lease Dates		Annual Rent per Sq. Ft.	Total Rent Per Month	Total Rent Per Year	Pro Forma Rent Per Year	Changes on	Rent Increase	Lease Type
				Comm.	Exp.							
Verdeco Plastics	1	50,000	29.9%	COE	3 Years	\$4.80	\$20,000	\$240,000	\$395,520	TBD	64.80%	NNN
Vacant	0	117,282	70.1%	COE+12 months	5 years	\$0.00	\$0.00	\$0.00	\$448,910	N/A	N/A	NNN
Total		167,282				\$4.80	\$20,000	\$240,000	\$844,430			
Occupied Tenants: 1				Unoccupied Tenants: 1		Occupied GLA: 29.90%		Unoccupied GLA: 70.10%				
Total Current Rents: \$32,000						Occupied Current Rents: \$32,000		Unoccupied Current Rents: \$0				

OPERATING STATEMENT

Income	Current		Per SF	Pro Forma		Per SF	Notes
Scheduled Base Rental Income	384,000		2.30	844,430		5.05	
Expense Reimbursement Income							
Net Lease Reimbursement							
CAM	50,000		0.30	167,282		1.00	
Insurance	20,000		0.12	66,913		0.40	
Real Estate Taxes	18,996		0.11	69,910		0.42	
Management Fees	0		0.00	0		0.00	
Total Reimbursement Income	\$88,996	28.1%	\$0.53	\$304,105	86.9%	\$1.82	
Effective Gross Revenue	\$472,996		\$2.83	\$1,148,535		\$6.87	
Operating Expenses	Current		Per SF	Pro Forma		Per SF	
Operating Expenses - CAM	167,282		1.00	167,282		1.00	Assumption
Insurance	66,913		0.40	66,913		0.40	Assumption
Real Estate Taxes	63,555		0.38	69,911		0.42	Grossing up 110% in Pro-Forma
Management Fee	18,920	4.0%	0.11	45,941	4.0%	0.27	
Total Expenses	\$316,670		\$1.89	\$350,047		\$2.09	
Expenses as % of EGR	66.9%			30.5%			
Net Operating Income	\$156,326		\$0.93	\$798,488		\$4.77	




23315 SOUTH
YOUNGS ROAD



23315 SOUTH
YOUNGS ROAD



TENANT SUMMARY



Verdeco Plastics Inc

Verdeco Plastics specializes in the procurement of industrial plastic scrap for recycling and repurposing that plastic back through the manufacturing supply chain around the world. By using state-of-the-art processing equipment such as extruders, grinders, and heat densifiers, Verdeco Plastics keeps plastic scrap and off-grade materials out of landfills, while enhancing the profitability of its clients. Verdeco Plastics offers a variety of services including post-industrial plastic recycling, manufacturing of reprocessed plastic pellets, toll pelletizing and grinding, and manufacturing of master batch black and white color concentrate and calcium pellets.

TENANT
Verdeco Plastics, Inc.

HEADQUARTERS
Channahon, IL

DATE FOUNDED
2011

www.verdecoplastics.net

CAPABILITIES

MMCC—our fully integrated, dedicated financing arm—is committed to providing superior capital market expertise, precisely managed execution, and unparalleled access to capital sources, providing the most competitive rates and terms.

We leverage out prominent capital market relationships with commercial banks, life insurance companies, CMBS, private and public debt/equity funds, Fannie Mae, Freddie Mac, and HUD to provide our clients with the greatest range of financing options.

Our dedicated, knowledgeable experts understand the challenges of financing and work tirelessly to resolve all potential issues for the benefit of our clients.



Closed 1,076 debt and equity financings in 2024



National platform operating within the firm's brokerage offices



\$6.7 billion total national volume in 2024



Access to more capital sources than any other firm in the industry

WHY MMCC?

Optimum financing solutions to enhance value

Enhanced control through MMCC's ability to qualify investor finance contingencies.

Enhanced control through quickly identifying potential debt/equity sources, processing, and closing buyer's finance alternatives.

Enhanced control through MMCC's ability to monitor investor/due diligence and underwriting to ensure timely, predictable closings.

The background of the slide is a dark, blue-tinted photograph of an industrial interior. It shows a high ceiling with a complex network of metal beams and pipes. Several large, white, dome-shaped pendant lights are suspended from the ceiling. In the lower-left corner, a large, white, industrial-style door is visible. The overall atmosphere is that of a modern, functional industrial space.

SECTION 2

MARKET OVERVIEW

Marcus & Millichap

CHICAGO

ILLINOIS

Chicago-Naperville-Elgin is one of the largest metros in the nation. The Chicagoland area is bounded to the east by Lake Michigan, expands over a 5,000-square-mile region in northeastern Illinois and extends into Wisconsin and Indiana. The metro houses 9.5 million people and comprises 14 counties. The city of Chicago contains 2.7 million residents. The greatest growth during the past 20 years occurred in the western portion of the region and was exemplified between 2020-2021. Since then, movement back into downtown Chicago is gaining headway as employers increasingly push for hybrid work schedules, while progressing tourism levels support activity in the urban core.



THIRD-LARGEST
METROPOLITAN
AREA



WEALTH OF
INTELLECTUAL
CAPITAL



LARGE, DIVERSE
EMPLOYMENT
BASE

METROPLEX GROWTH

ECONOMY

The metro has one of the biggest economies in the nation, and is buoyed by its distribution, finance, manufacturing operations and growing high-technology sectors. Fortune 500 companies headquartered in the metro include Walgreens, Abbott Laboratories, Allstate and McDonald's. The area is a major global tourist and convention destination. Typically, more than 50 million people visit the metro annually and support nearly 500,000 jobs in the leisure and hospitality sector. Although suppressed during the pandemic, visitations and employment are improving. Large tech firms operating in the metro, such as Amazon and Google, attract a wide array of startup companies. Backed by some of the nation's more well-regarded universities, the workforce is considered one of the most diverse and well trained among major United States metros.



9%
MANUFACTURING



18%
PROFESSIONAL AND
BUSINESS SERVICES



11%
GOVERNMENT



9%
LEISURE AND HOSPITALITY



7%
FINANCIAL
ACTIVITIES



20%
TRADE, TRANSPORTATION,
AND UTILITIES



4%
CONSTRUCTION



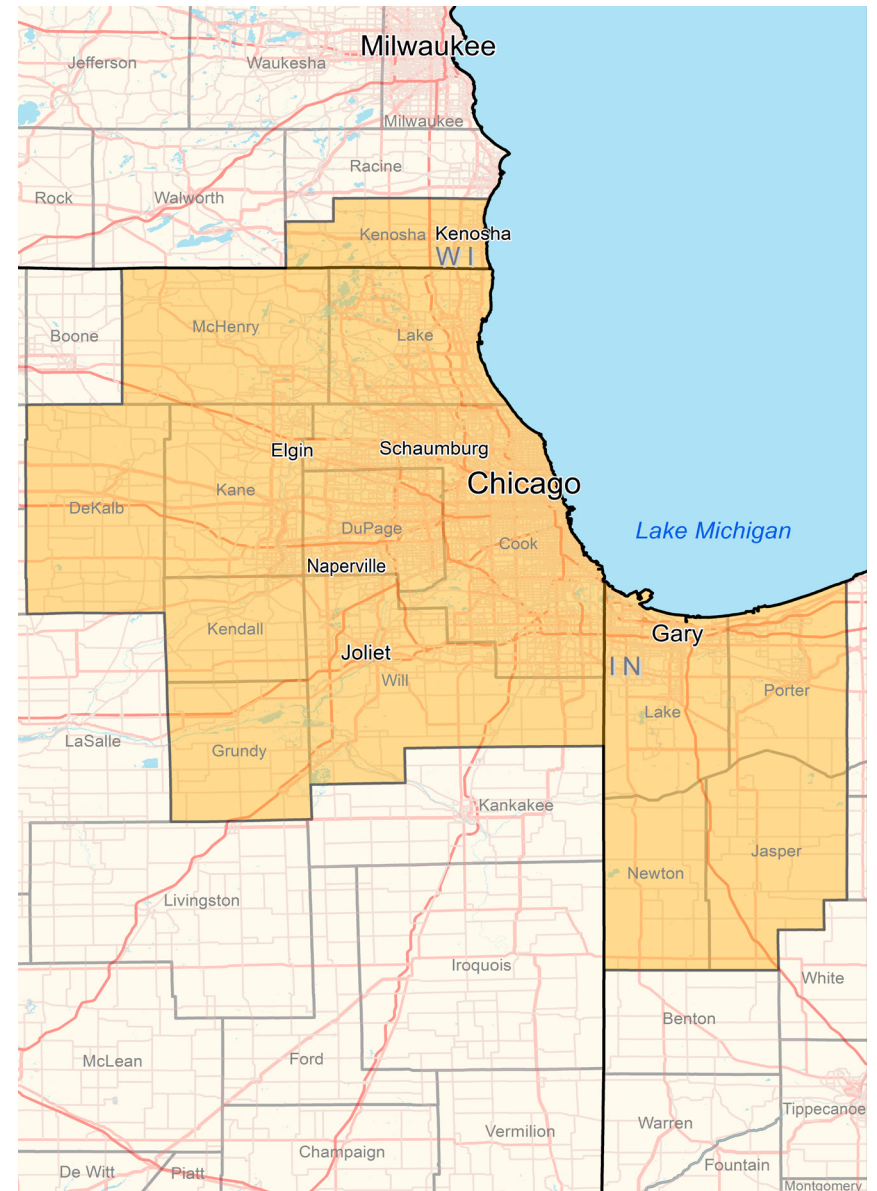
16%
EDUCATION AND
HEALTH SERVICES



2%
INFORMATION




4%
OTHER SERVICES



METROPLEX GROWTH


TRANSPORTATION

The region's transit network ranks among the largest and most efficient in the world. The vast network of freeways, centralized location, a large rail-truck intermodal facility and the Port of Chicago contribute to the metro's position as a major distribution and logistics hub. Chicago is the nation's top freight rail hub, with major carriers BNSF, Union Pacific, CSX and Norfolk Southern servicing the region. Amtrak routes originate from Union Station, while the Metra commuter rail and the Chicago L provide passenger service throughout the metro area and beyond. International airports include O'Hare, Midway and Gary/Chicago. Sixteen smaller airports also provide air service for the region.



QUALITY OF LIFE

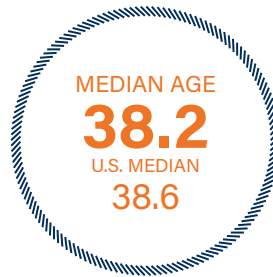
The Chicago metro has something to offer to each of its residents and visitors, whether it is legendary blues and jazz music, cultural and educational venues, professional sports, dining, entertainment, shopping or recreational amenities. The Chicago area's relative affordability is largely due to its lower housing costs. The median home price is significantly less than in other cities of its size and is below that of many smaller cities, including Seattle and Denver. Cultural activities and artistic venues underpin the metro's cosmopolitan lifestyle. The region is home to various well-known museums, including the world-class Field Museum, Shedd Aquarium, the Museum of Science and Industry, the Art Institute of Chicago and Adler Planetarium. The theater scene rivals the world's best, and troupes, dance companies, symphony orchestras and music venues abound. Chicago is also home to the upcoming Obama Presidential Center, which broke ground in September 2021.



METROPLEX GROWTH

DEMOGRAPHICS

Chicago is the second-most populous metro in the U.S., with 9.5 million residents. During the next five years, the population is expected to remain steady. World-class education institutions, including Northwestern University and the University of Chicago, help provide a skilled labor pool. More than 40 percent of residents ages 25 and older hold a bachelor's degree, and of these, roughly 15 percent have also earned a graduate or professional degree, which is well above the national level. Younger professionals moving to the market for employment provide a skilled workforce and contribute to a median age that is slightly below that of the U.S. median, as well as a household income above the national level. More people are renting as thousands of new apartments are completed. The local home-ownership at 61 percent is slightly below the national rate.



DEMOGRAPHICS



45,529

Total Population
Within 5 Miles



49.5%



50.5%



\$114,770

Average Household Income
Within 5 Miles



28,107

Employees
Within 1 Mile

DEMOGRAPHICS

POPULATION	1 Mile	3 Miles	5 Miles
2028 Projection			
Total Population	1,051	6,676	46,398
2023 Estimate			
Total Population	1,012	6,502	45,529
2020 Census			
Total Population	984	6,213	45,146
2010 Census			
Total Population	986	6,052	42,995
Daytime Population			
2023 Estimate	1,588	8,950	67,206
HOUSEHOLDS			
	1 Mile	3 Miles	5 Miles
2028 Projection			
Total Households	379	2,501	17,408
2023 Estimate			
Total Households	363	2,426	16,999
Average (Mean) Household Size	2.5	2.8	2.7
2020 Census			
Total Households	356	2,379	16,739
2010 Census			
Total Households	347	2,232	15,655

HOUSEHOLDS BY INCOME	1 Mile	3 Miles	5 Miles
2023 Estimate			
\$200,000 or More	2.8%	8.3%	9.1%
\$150,000-\$199,999	12.8%	15.4%	12.1%
\$100,000-\$149,999	23.4%	25.3%	22.2%
\$75,000-\$99,999	19.1%	18.0%	15.7%
\$50,000-\$74,999	17.8%	15.9%	16.9%
\$35,000-\$49,999	9.6%	6.8%	8.6%
\$25,000-\$34,999	4.8%	3.3%	5.0%
\$15,000-\$24,999	3.9%	2.9%	5.0%
Under \$15,000	5.9%	4.0%	5.4%
Average Household Income	\$95,380	\$121,181	\$114,770
Median Household Income	\$85,341	\$98,537	\$89,127
Per Capita Income	\$34,248	\$45,255	\$43,023
POPULATION PROFILE			
	1 Mile	3 Miles	5 Miles
Population By Age			
2023 Estimate Total Population	1,012	6,502	45,529
Under 20	24.6%	24.3%	24.0%
20 to 34 Years	18.1%	18.5%	17.7%
35 to 39 Years	6.7%	6.2%	6.4%
40 to 49 Years	11.7%	12.7%	12.7%
50 to 64 Years	18.9%	22.9%	21.5%
Age 65+	20.1%	15.5%	17.6%
Median Age	40.6	40.8	41.5
Population 25+ by Education Level			
2023 Estimate Population Age 25+	693	4,471	31,910
Elementary (0-8)	1.6%	1.4%	2.7%
Some High School (9-11)	5.2%	3.8%	5.1%
High School Graduate (12)	27.4%	29.0%	28.3%
Some College (13-15)	31.1%	26.8%	24.5%
Associate Degree Only	12.2%	11.4%	9.8%
Bachelor's Degree Only	15.4%	18.7%	19.3%
Graduate Degree	7.1%	8.9%	10.2%
Travel Time to Work			
Average Travel Time to Work in Minutes	33.0	32.0	32.0

CHANNAHON RAIL SERVED VALUE-ADD

23315 SOUTH YOUNGS ROAD
CHANNAHON, IL 60410

PRESENTED BY

TYLER SHARP

Vice President of Investments
Office & Industrial Division
Chicago Office
Office (312) 327-5446
Tyler.Sharp@MarcusMillichap.com
License: IL 475.177869

ZACH ORZEL

Associate
Office & Industrial Division
Chicago Office
Office (312) 327-5401
Zachary.Orzel@MarcusMillichap.com
License: IL 475.198922

ADAM ABUSHAGUR

Senior Managing Director Investments
Office & Industrial Division
Dallas Office
Office (972) 755-5223
Adam.Abushagur@MarcusMillichap.com
License: TX 661916

BROKER OF RECORD

STEVEN WEINSTOCK

Illinois Broker of Record
One Mid America Plaza, Suite 200
Oakbrook Terrace, IL 60181
Office (630) 570-2200
Steven.Weinstock@MarcusMillichap.com
License: 471.011175

DEBT CONTACT

FRANK MONTALTO

Managing Director, Capital Markets
333 W Wacker Drive Suite 200,
Chicago, IL 60606
Office: (312) 327-5421
Frank.Montalto@MarcusMillichap.com

Marcus & Millichap
TAG INDUSTRIAL GROUP