

Marcus & Millichap
TAG INDUSTRIAL GROUP

CHURCH STREET PORTFOLIO

2690 EAST CHURCH STREET

SANDWICH, IL 60548

NON-ENDORSEMENT & DISCLAIMER NOTICE

CONFIDENTIALITY & DISCLAIMER

The information contained in the following Marketing Brochure is proprietary and strictly confidential. It is intended to be reviewed only by the party receiving it from Marcus & Millichap and should not be made available to any other person or entity without the written consent of Marcus & Millichap. This Marketing Brochure has been prepared to provide summary, unverified information to prospective purchasers, and to establish only a preliminary level of interest in the subject property. The information contained herein is not a substitute for a thorough due diligence investigation. Marcus & Millichap has not made any investigation, and makes no warranty or representation, with respect to the income or expenses for the subject property, the future projected financial performance of the property, the size and square footage of the property and improvements, the presence or absence of contaminating substances, PCB's or asbestos, the compliance with State and Federal regulations, the physical condition of the improvements thereon, or the financial condition or business prospects of any tenant, or any tenant's plans or intentions to continue its occupancy of the subject property. The information contained in this Marketing Brochure has been obtained from sources we believe to be reliable; however, Marcus & Millichap has not verified, and will not verify, any of the information contained herein, nor has Marcus & Millichap conducted any investigation regarding these matters and makes no warranty or representation whatsoever regarding the accuracy or completeness of the information provided. All potential buyers must take appropriate measures to verify all of the information set forth herein. Marcus & Millichap is a service mark of Marcus & Millichap Real Estate Investment Services, Inc.

© 2024 Marcus & Millichap. All rights reserved.

NON-ENDORSEMENT NOTICE

Marcus & Millichap is not affiliated with, sponsored by, or endorsed by any commercial tenant or lessee identified in this marketing package. The presence of any corporation's logo or name is not intended to indicate or imply affiliation with, or sponsorship or endorsement by, said corporation of Marcus & Millichap, its affiliates or subsidiaries, or any agent, product, service, or commercial listing of Marcus & Millichap, and is solely included for the purpose of providing tenant lessee information about this listing to prospective customers. Activity ID: ZAF0370658

SPECIAL COVID-19 NOTICE

All potential buyers are strongly advised to take advantage of their opportunities and obligations to conduct thorough due diligence and seek expert opinions as they may deem necessary, especially given the unpredictable changes resulting from the continuing COVID-19 pandemic. Marcus & Millichap has not been retained to perform, and cannot conduct, due diligence on behalf of any prospective purchaser. Marcus & Millichap's principal expertise is in marketing investment properties and acting as intermediaries between buyers and sellers. Marcus & Millichap and its investment professionals cannot and will not act as lawyers, accountants, contractors, or engineers. All potential buyers are admonished and advised to engage other professionals on legal issues, tax, regulatory, financial, and accounting matters, and for questions involving the property's physical condition or financial outlook. Projections and pro forma financial statements are not guarantees and, given the potential volatility created by COVID-19, all potential buyers should be comfortable with and rely solely on their own projections, analyses, and decision-making.

ALL PROPERTY SHOWINGS ARE BY APPOINTMENT ONLY.
PLEASE CONSULT YOUR MARCUS & MILLICHAP AGENT FOR MORE DETAILS.

Marcus & Millichap
TAG INDUSTRIAL GROUP

OFFICES THROUGHOUT THE U.S. AND CANADA
www.marcusmillichap.com

CHURCH STREET PORTFOLIO

2690 EAST CHURCH STREET

SANDWICH, IL 60548

PRESENTED BY

ZACH ORZEL

Associate
Office & Industrial Division
Chicago Office
Office (312) 327-5401
Zachary.Orzel@MarcusMillichap.com
License: IL 475.198922

TYLER SHARP

Vice President of Investments
Office & Industrial Division
Chicago Office
Office (312) 327-5446
Tyler.Sharp@MarcusMillichap.com
License: IL 475.177869

ADAM ABUSHAGUR

Senior Managing Director Investments
Office & Industrial Division
Dallas Office
Office (972) 755-5223
Adam.Abushagur@MarcusMillichap.com
License: TX 661916

BROKER OF RECORD

STEVEN WEINSTOCK

Illinois Broker of Record
One Mid America Plaza, Suite 200
Oakbrook Terrace, IL 60181
Tel: (630) 570-2200
Steven.Weinstock@MarcusMillichap.com
License: 471.011175

DEBT CONTACT

DEAN GIANNAKOPOULOS

Senior Managing Director
333 West Wacker Drive, Suite 200
Chicago, IL 60606
Tel: (312) 327-5400
Dean.Giannakopoulos@MarcusMillichap.com

Marcus & Millichap
TAG INDUSTRIAL GROUP





TABLE OF CONTENTS

01

INVESTMENT OVERVIEW

SECTION 1

Offering Summary • Property Details • Offering Highlights • Rent Roll • Operating Statement
Regional Map • Aerial Map • Self Storage Lease Comps • Property Photos • Acquisition Financing

02

MARKET OVERVIEW

SECTION 2

Market Analysis • Demographic Analysis

Marcus & Millichap

The background of the slide is a dark, blue-toned photograph of an industrial interior. It shows a large, open space with a high ceiling, featuring a complex network of steel beams, pipes, and several large, white, dome-shaped pendant lights hanging from the ceiling. The lighting is dim, creating a moody atmosphere. The structure appears to be part of a large factory or warehouse.

SECTION 1

INVESTMENT OVERVIEW

Marcus & Millichap

OFFERING SUMMARY

- Four-Building 22,015-Square-Foot Industrial and Self-Storage property
- Features 12'-15' Clear Heights, 10 Grade Doors, 61 Self-Storage Units, and Over 120' of Frontage
- Fully Leased to Two Auto-Repair Shops and Self Storage Facility
- Short-Term Leases with Stable Tenants Creates Value-Add Opportunity
- High Growth, Low Supply Submarket with 2.3% Vacancy and 4.5% Rent Growth

Marcus & Millichap is pleased to present the opportunity to acquire the property located at 2690 East Church Street in Sandwich, Illinois. The subject property consists of approximately 22,015 square feet of industrial and self-storage space and is situated on 2.0 acres of land. The four-building asset features a clear height ranging from 12' to 15'; 10 grade-level doors, 61 self-storage units with grade-level doors, and metal construction and roofing.

Also known as Walter Payton Memorial Highway and U.S. Route 34, Church Street provides the property with over 120 feet of frontage along the area's main corridor. At \$98.57 per square foot, the full-leased property can be acquired well below replacement costs. The property is occupied by Route 34 Storage Warehouse and two auto shops, Quick Lane (long-term tenant since 2007) and All About Detail. Each tenant is on a short-term lease, creating a value-add investment opportunity.

The subject property sits within the Interstate 88 West submarket, containing a massive 79.1 million square feet of industrial space. In Q3 2024, the vacancy rate in Interstate 88 West remained relatively steady at 2.3 percent, sitting 4.4 percentage points lower than the national average. Despite availability remaining tight, annual rent growth decelerated 150 basis points to 4.5 percent but continued to outpace the Consumer Price Index. Asking rents across Interstate 88 West averaged about \$8.50 per square foot by the end of Q3. While 4 million square feet of industrial space was under construction in Interstate 88 West, representing a sizeable 5.1 percent of inventory, nearly all of which was concentrated in properties of at least 100,000 square feet (CoStar).

Known as the Greater Chicagoland area, Chicago-Naperville-Elgin is the third largest metro in the nation. The metro houses 9.5 million people, including 2.7 million residents within the city of Chicago. The number of corporate headquarters in Chicago is second only to New York City and is home to 33 Fortune 500 companies. Thanks to eight commercial and passenger rail lines, the Port of Chicago, three international airports, and a vast network of freeways, Chicago is a major distribution and logistics hub. The local economy and workforce are highly diverse, supported largely by distribution, finance, manufacturing, and high-tech industries. As a multicultural city that thrives on the harmony and diversity of its neighborhoods, Chicago boasts 100 neighborhoods, 77 community areas, 50 wards, and eight major league sports teams, including two MLB teams. Chicago is a leader in reforming public schools, enhancing public safety and security initiatives, providing affordable housing in attractive and economically sound communities, ensuring accessibility for all, and fostering, social, economic, and environmental sustainability (Chicago.gov).

PROPERTY DETAILS

QUICK LANE

Number of Suites	1
Number of Buildings	1
Total Square Feet	4,640
Warehouse Square Feet	4,176
Office Square Feet	464
Office Ratio	10%
Year Built	1990
Lot Size	0.71 Acres
Type of Ownership	Fee Simple
Clear Height	12'
Parking Spaces	15
Parking Surface	Concrete
Building Class	C
Tenancy	Single
Grade Level Doors	7
Construction	Metal
Power	3 Phase
Type of Lighting	Fluorescent
Zoning	B-3
Roof Type	Metal
Age/Condition of Roofs	2014
Age/Condition of HVAC	Good Condition
Market	Chicago
Submarket	I-88
Market Vacancy	4.10%

ALL ABOUT DETAIL

Number of Suites	1
Number of Buildings	1
Total Square Feet	5,100
Warehouse Square Feet	4,590
Office Square Feet	510
Office Ratio	10%
Year Built	2006
Lot Size	0.31 Acres
Type of Ownership	Fee Simple
Clear Height	14'
Parking Spaces	8
Parking Surface	Concrete
Building Class	C
Tenancy	Single
Grade Level Doors	5
Construction	Metal
Power	3 Phase
Type of Lighting	LED
Zoning	B-3
Roof Type	Metal
Age/Condition of Roofs	Original
Age/Condition of HVAC	Good Condition
Market	Chicago
Submarket	I-88
Market Vacancy	4.10%

SELF STORAGE

Number of Suites	61
Number of Buildings	2
Total Square Feet	12,275
Warehouse Square Feet	12,225
Office Square Feet	50
Office Ratio	0.41%
Year Built	Varied
Lot Size	0.98 Acres
Type of Ownership	Fee Simple
Clear Height	15' - Pitched
Parking Surface	Asphalt
Building Class	C
Tenancy	Multi
Grade Level Doors	61
Construction	Metal
Zoning	B-3
Roof Type	Metal
Age/Condition of Roofs	Good Condition
Market	Chicago
Submarket	I-88
Market Vacancy	4.10%

This information has been secured from sources we believe to be reliable, but we make no representations or warranties, express or implied, as to the accuracy of the information. References to square footage or age are approximate. Buyer must verify the information and bears all risk for any inaccuracies. Marcus & Millichap is a service mark of Marcus & Millichap Real Estate Investment Services, Inc. © 2024 Marcus & Millichap. All rights reserved. (Activity ID: ZAF0370658)

FULL PORTFOLIO

OFFERING PRICE	CAP RATE	PRO FORMA CAP RATE
\$2,000,000	8.22%	8.75%
Offering Price		\$2,000,000
Cap Rate		8.22%
Pro Forma Cap Rate		8.75%
Price/SF		\$90.85
Total Square Feet		22,015
Rental Rate		\$8.67
Lease Type		Modified Gross
Lease Term		Varied
Rental Increases		TBD
Tenancy		Multi
Occupancy		100.00%

ALL ABOUT DETAIL

OFFERING PRICE	CAP RATE	PRO FORMA CAP RATE
\$420,000	7.17%	8.86%
Offering Price		\$420,000
Cap Rate		7.17%
Pro Forma Cap Rate		8.86%
Price/SF		\$82.35
Total Square Feet		5,100
Rental Rate		\$6.96
Lease Type		Modified Gross
Lease Term		Six Months
Rental Increases		TBD
Tenancy		Single
Occupancy		100.00%

QUICK LANE

OFFERING PRICE	CAP RATE	PRO FORMA CAP RATE
\$630,000	10.46%	10.77%
Offering Price		\$630,000
Cap Rate		10.46%
Pro Forma Cap Rate		10.77%
Price/SF		\$135.78
Total Square Feet		4,640
Rental Rate		\$14.20
Lease Type		Triple-Net (NNN)
Lease Term		One Month
Rental Increases		3%
Tenancy		Single
Occupancy		100.00%

SELF STORAGE

OFFERING PRICE	CAP RATE	PRO FORMA CAP RATE
\$950,000	8.23%	9.72%
Offering Price		\$950,000
Cap Rate		8.23%
Pro Forma Cap Rate		9.72%
Price/SF		\$77.39
Total Square Feet		12,275
Rental Rate		Varied
Lease Type		Full Service Gross
Lease Term		Month-to-Month
Rental Increases		TBD
Occupancy		100.00%

This information has been secured from sources we believe to be reliable, but we make no representations or warranties, express or implied, as to the accuracy of the information. References to square footage or age are approximate. Buyer must verify the information and bears all risk for any inaccuracies. Marcus & Millichap is a service mark of Marcus & Millichap Real Estate Investment Services, Inc. © 2024 Marcus & Millichap. All rights reserved. (Activity ID: ZAF0370658)

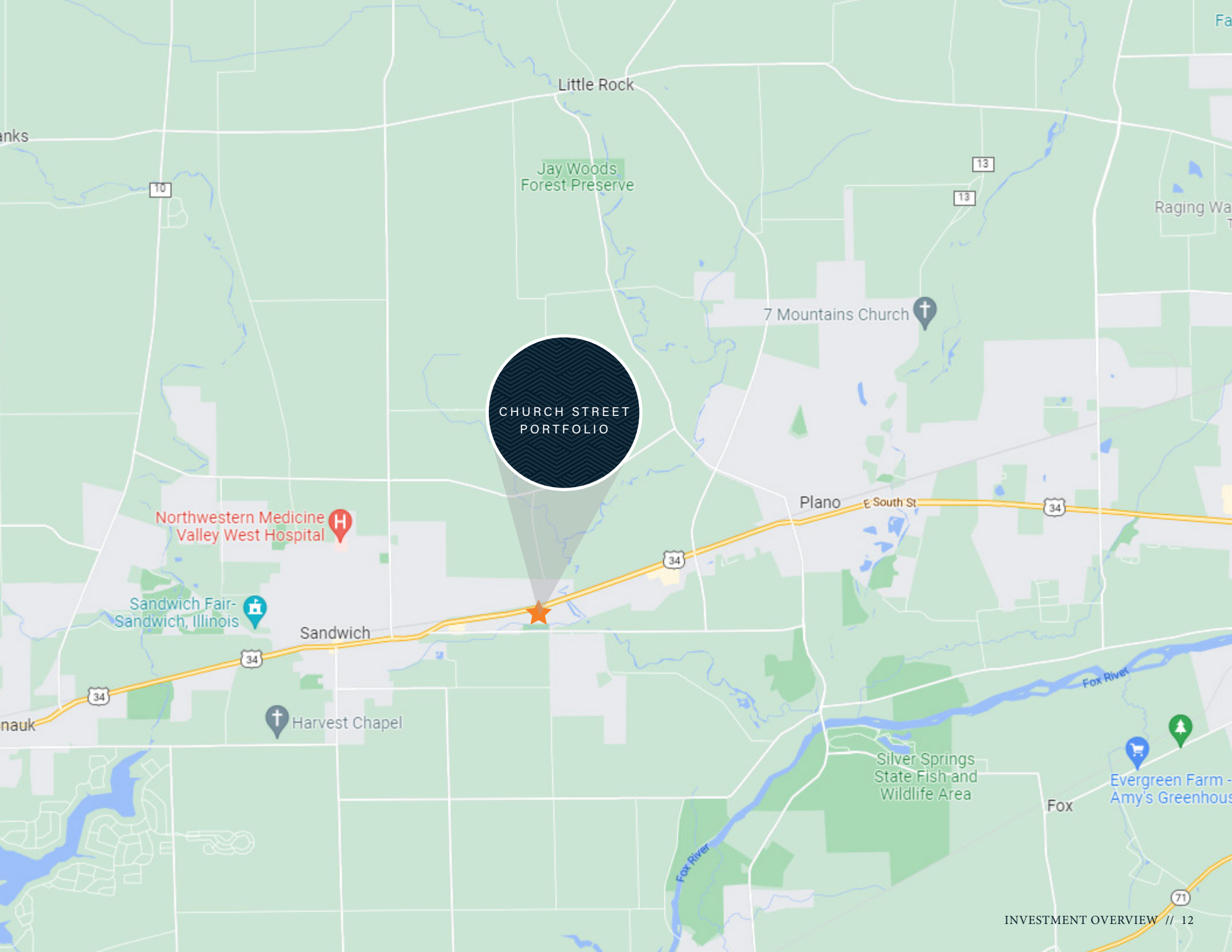
RENT ROLL

Tenant Name	Suite	Square Feet	% Bldg Share	Lease Dates Comm.	Lease Dates Exp.	Annual Rent per Sq. Ft.	Total Rent Per Month	Total Rent Per Year	Pro Forma Rent Per Year	Changes on	Rent Increase	Lease Type	Renewal Options and Option Year Rental Information
Quick Lane	1	4,640	21.1%	7/1/07	11/30/25	\$14.20	\$5,489	\$65,873	\$67,849	Nov-2026	3.00%	NNN	1-Year Option to Extend
All About Detail	2	5,100	23.2%	4/1/21	5/1/25	\$6.96	\$2,960	\$35,520	\$42,624	May-2025	20.00%	Modified Gross	No Options to Renew
Route 34 Storage Warehouse	3	12,275	55.8%	N/A	N/A	\$7.29	\$7,460	\$89,520	\$106,200	TBD	18.63%	Gross	-
Total		22,015				\$8.67	\$15,909	\$190,913	\$216,673				
Occupied Tenants: 3				Unoccupied Tenants: 0		Occupied GLA: 100.00%		Unoccupied GLA: 0.00%					
Total Current Rents: \$15,909						Occupied Current Rents: \$15,909		Unoccupied Current Rents: \$0					

OPERATING STATEMENT

Income	Current	Per SF	Pro Forma	Per SF
Scheduled Base Rental Income	190,913	8.67	216,673	9.84
Expense Reimbursement Income				
Net Lease Reimbursement				
Insurance	2,450	0.11	2,524	0.11
Real Estate Taxes	5,592	0.25	6,990	0.32
Total Reimbursement Income	\$8,042 25.9%	\$0.37	\$9,513 23.5%	\$0.43
Potential Gross Revenue	198,955	9.04	226,186	10.27
General Vacancy	(3,522) 1.8%	(0.16)	(10,834) 5.0%	(0.49)
Effective Gross Revenue	\$195,433	\$8.88	\$215,353	\$9.78

Operating Expenses	Current	Per SF	Pro Forma	Per SF
Utilities	732	0.03	754	0.03
Insurance	3,986	0.18	4,106	0.19
Real Estate Taxes	16,539	0.75	24,809	1.13
Management Fee	9,772 5.0%	0.44	10,768 5.0%	0.49
Total Expenses	\$31,029	\$1.41	\$40,436	\$1.84
Expenses as % of EGR	15.9%		18.8%	
Net Operating Income	\$164,404	\$7.47	\$174,917	\$7.95




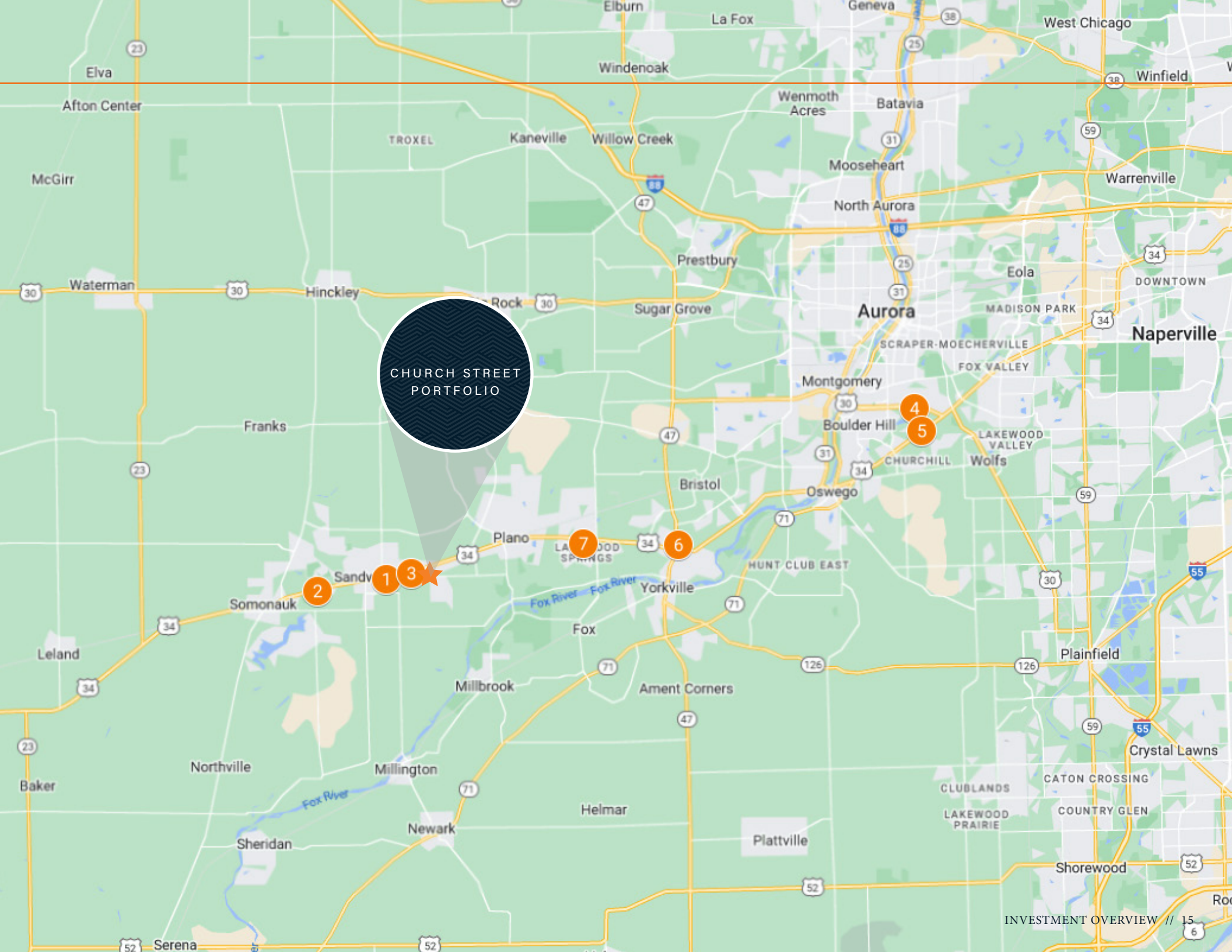
CHURCH STREET
PORTFOLIO



CHURCH STREET
PORTFOLIO

SELF STORAGE LEASE COMPS

PROPERTIES	UNIT SIZE	LEASE RATE	UNIT SIZE	LEASE RATE	UNIT SIZE	LEASE RATE	UNIT SIZE	LEASE RATE	UNIT SIZE	LEASE RATE	UNIT SIZE	LEASE RATE	UNIT SIZE	LEASE RATE
 2690 E Church Street, Sandwich, IL 60548	5x10	\$60/ Month	10x15	\$100/ Month	10x20	\$115/ Month	10x25	\$130/ Month	8x28	\$100/ Month	11x35	\$190/ Month	11x38	\$200/ Month
1 TS Storage, Sandwich, IL	5x10	\$65/ Month	10x15	\$120/ Month	10x20	\$130/ Month	N/A	N/A	N/A	N/A	10x30	\$220/ Month	N/A	N/A
2 Dave's Mini Storage, Sandwich, IL	5x10	\$50/ Month	10x14	\$95/ Month	10x20	\$110/ Month	N/A	N/A	N/A	N/A	10x30	\$160/ Month	N/A	N/A
3 In Towne Storage, Sandwich, IL	5x10	\$89/ Month	10x15	\$159/ Month	10x20	\$240/ Month	N/A	N/A	N/A	N/A	10x30	\$329/ Month	N/A	N/A
4 CubeSmart Self Storage, Oswego, IL	5x10	\$80/ Month	10x15	\$215/ Month	10x20	\$152/ Month	10x25	\$200/ Month	N/A	N/A	10x30	\$342/ Month	N/A	N/A
5 J&J Self Storage, Oswego, IL	5x10	\$43/ Month	10x15	\$140/ Month	10x20	\$160/ Month	10x30	\$240/ Month	N/A	N/A	N/A	N/A	N/A	N/A
6 Storage Depot, Yorkville, IL	10x10	\$120/ Month	10x15	\$138/ Month	10x20	\$159/ Month	N/A	N/A	N/A	N/A	N/A	N/A	N/A	N/A
7 Public Storage, Plano, IL	5x10	\$55/ Month	10x15	\$122/ Month	10x20	\$117/ Month	10x25	\$182/ Month	N/A	N/A	10x30	\$218/ Month	N/A	N/A



CHURCH STREET
PORTFOLIO





CAPABILITIES

MMCC—our fully integrated, dedicated financing arm—is committed to providing superior capital market expertise, precisely managed execution, and unparalleled access to capital sources, providing the most competitive rates and terms.

We leverage out prominent capital market relationships with commercial banks, life insurance companies, CMBS, private and public debt/equity funds, Fannie Mae, Freddie Mac, and HUD to provide our clients with the greatest range of financing options.

Our dedicated, knowledgeable experts understand the challenges of financing and work tirelessly to resolve all potential issues for the benefit of our clients.



Closed 2,143 debt
and equity
financings in 2023



National platform operating
within the firm's
brokerage offices



\$86.3 billion total
national volume
in 2023



Access to more capital
sources than any other
firm in the industry

WHY MMCC?

Optimum financing solutions to
enhance value

Enhanced control through MMCC's
ability to qualify investor finance
contingencies

Enhanced control through quickly
identifying potential debt/equity sources,
processing, and closing buyer's
finance alternatives

Enhanced control through MMCC's
ability to monitor investor/due diligence
and underwriting to ensure timely,
predictable closings

The background of the slide is a dark, blue-toned photograph of an industrial interior. It shows a large, open space with a high ceiling, featuring a complex network of steel beams and pipes. Several large, white, dome-shaped pendant lights are suspended from the ceiling. In the lower left, there is a large, white, segmented industrial door. The overall atmosphere is industrial and modern.

SECTION 2

MARKET OVERVIEW

Marcus & Millichap

CHICAGO

ILLINOIS

Chicago-Naperville-Elgin is one of the largest metros in the nation. The Chicagoland area is bounded to the east by Lake Michigan, expands over a 5,000-square-mile region in northeastern Illinois and extends into Wisconsin and Indiana. The metro houses 9.5 million people and comprises 14 counties. The city of Chicago contains 2.7 million residents. The greatest growth during the past 20 years occurred in the western portion of the region and was exemplified between 2020-2021. Since then, movement back into downtown Chicago is gaining headway as employers increasingly push for hybrid work schedules, while progressing tourism levels support activity in the urban core.



THIRD-LARGEST
METROPOLITAN
AREA



WEALTH OF
INTELLECTUAL
CAPITAL



LARGE, DIVERSE
EMPLOYMENT
BASE

METROPLEX GROWTH

ECONOMY

The metro has one of the biggest economies in the nation, and is buoyed by its distribution, finance, manufacturing operations and growing high-technology sectors. Fortune 500 companies headquartered in the metro include Walgreens, Abbott Laboratories, Allstate and McDonald's. The area is a major global tourist and convention destination. Typically, more than 50 million people visit the metro annually and support nearly 500,000 jobs in the leisure and hospitality sector. Although suppressed during the pandemic, visitations and employment are improving. Large tech firms operating in the metro, such as Amazon and Google, attract a wide array of startup companies. Backed by some of the nation's more well-regarded universities, the workforce is considered one of the most diverse and well trained among major United States metros.



9%
MANUFACTURING



18%
PROFESSIONAL AND
BUSINESS SERVICES



11%
GOVERNMENT



9%
LEISURE AND HOSPITALITY



7%
FINANCIAL
ACTIVITIES



20%
TRADE, TRANSPORTATION,
AND UTILITIES



4%
CONSTRUCTION



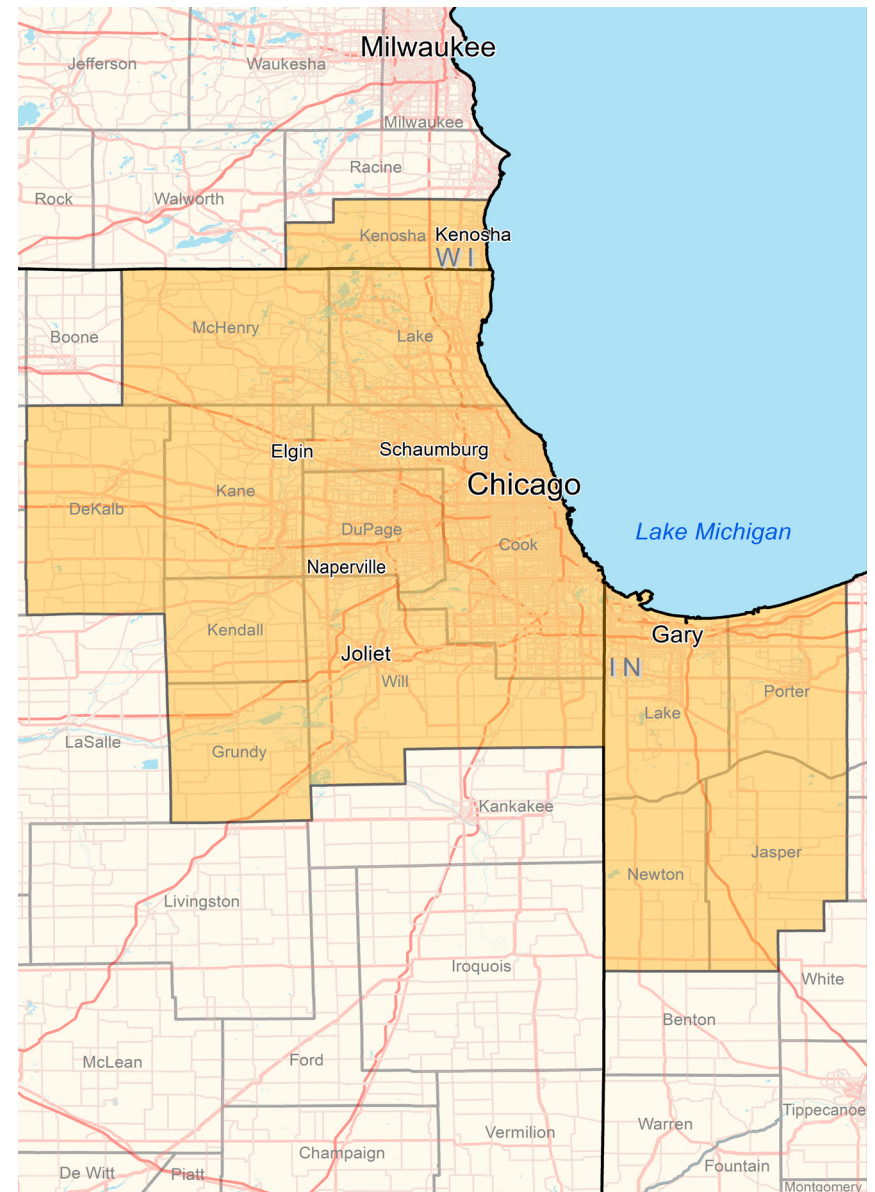
16%
EDUCATION AND
HEALTH SERVICES



2%
INFORMATION



4%
OTHER SERVICES



METROPLEX GROWTH


TRANSPORTATION

The region's transit network ranks among the largest and most efficient in the world. The vast network of freeways, centralized location, a large rail-truck intermodal facility and the Port of Chicago contribute to the metro's position as a major distribution and logistics hub. Chicago is the nation's top freight rail hub, with major carriers BNSF, Union Pacific, CSX and Norfolk Southern servicing the region. Amtrak routes originate from Union Station, while the Metra commuter rail and the Chicago L provide passenger service throughout the metro area and beyond. International airports include O'Hare, Midway and Gary/Chicago. Sixteen smaller airports also provide air service for the region.



QUALITY OF LIFE

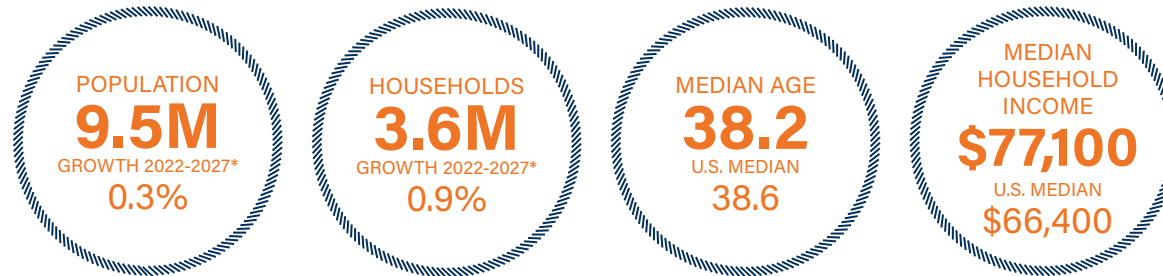
The Chicago metro has something to offer to each of its residents and visitors, whether it is legendary blues and jazz music, cultural and educational venues, professional sports, dining, entertainment, shopping or recreational amenities. The Chicago area's relative affordability is largely due to its lower housing costs. The median home price is significantly less than in other cities of its size and is below that of many smaller cities, including Seattle and Denver. Cultural activities and artistic venues underpin the metro's cosmopolitan lifestyle. The region is home to various well-known museums, including the world-class Field Museum, Shedd Aquarium, the Museum of Science and Industry, the Art Institute of Chicago and Adler Planetarium. The theater scene rivals the world's best, and troupes, dance companies, symphony orchestras and music venues abound. Chicago is also home to the upcoming Obama Presidential Center, which broke ground in September 2021.



METROPLEX GROWTH

DEMOGRAPHICS

Chicago is the second-most populous metro in the U.S., with 9.5 million residents. During the next five years, the population is expected to remain steady. World-class education institutions, including Northwestern University and the University of Chicago, help provide a skilled labor pool. More than 40 percent of residents ages 25 and older hold a bachelor's degree, and of these, roughly 15 percent have also earned a graduate or professional degree, which is well above the national level. Younger professionals moving to the market for employment provide a skilled workforce and contribute to a median age that is slightly below that of the U.S. median, as well as a household income above the national level. More people are renting as thousands of new apartments are completed. The local home-ownership at 61 percent is slightly below the national rate.



DEMOGRAPHICS



27,072

Total Population
Within 5 Miles



50.1%



49.9%



\$92,514

Average Household Income
Within 5 Miles



17,236

Employees
Within 1 Mile

DEMOGRAPHICS

POPULATION	1 Mile	3 Miles	5 Miles
2028 Projection			
Total Population	469	13,172	27,407
2023 Estimate			
Total Population	462	13,069	27,072
2020 Census			
Total Population	465	12,883	26,931
2010 Census			
Total Population	469	13,055	26,357
Daytime Population			
2023 Estimate	731	13,903	22,743
HOUSEHOLDS	1 Mile	3 Miles	5 Miles
2028 Projection			
Total Households	169	4,787	9,890
2023 Estimate			
Total Households	166	4,730	9,737
Average (Mean) Household Size	2.8	2.7	2.8
2020 Census			
Total Households	164	4,699	9,662
2010 Census			
Total Households	159	4,599	9,267

HOUSEHOLDS BY INCOME	1 Mile	3 Miles	5 Miles
2023 Estimate			
\$200,000 or More	10.3%	4.5%	5.2%
\$150,000-\$199,999	15.5%	6.1%	8.0%
\$100,000-\$149,999	26.6%	19.1%	21.5%
\$75,000-\$99,999	11.7%	12.8%	14.8%
\$50,000-\$74,999	16.7%	20.0%	18.7%
\$35,000-\$49,999	10.3%	13.8%	13.1%
\$25,000-\$34,999	3.0%	8.8%	7.4%
\$15,000-\$24,999	4.0%	8.8%	6.5%
Under \$15,000	1.9%	6.2%	4.9%
Average Household Income	\$134,250	\$84,000	\$92,514
Median Household Income	\$105,654	\$63,645	\$74,116
Per Capita Income	\$48,293	\$30,572	\$33,364
POPULATION PROFILE	1 Mile	3 Miles	5 Miles
Population By Age			
2023 Estimate Total Population	462	13,069	27,072
Under 20	21.2%	27.4%	26.9%
20 to 34 Years	18.3%	19.5%	19.0%
35 to 39 Years	5.0%	6.3%	6.9%
40 to 49 Years	12.1%	12.7%	13.1%
50 to 64 Years	24.5%	19.3%	19.3%
Age 65+	19.0%	14.8%	14.8%
Median Age	45.2	37.5	38.0
Population 25+ by Education Level			
2023 Estimate Population Age 25+	331	8,638	18,145
Elementary (0-8)	2.8%	5.4%	4.3%
Some High School (9-11)	6.8%	7.5%	6.6%
High School Graduate (12)	36.4%	33.4%	33.3%
Some College (13-15)	22.3%	25.4%	24.9%
Associate Degree Only	10.2%	8.4%	9.4%
Bachelor's Degree Only	14.6%	13.6%	14.3%
Graduate Degree	6.9%	6.3%	7.3%
Travel Time to Work			
Average Travel Time to Work in Minutes	31.0	32.0	34.0

CHURCH STREET PORTFOLIO

2690 EAST CHURCH STREET

SANDWICH, IL 60548

PRESENTED BY

ZACH ORZEL

Associate
Office & Industrial Division
Chicago Office
Office (312) 327-5401
Zachary.Orzel@MarcusMillichap.com
License: IL 475.198922

TYLER SHARP

Vice President of Investments
Office & Industrial Division
Chicago Office
Office (312) 327-5446
Tyler.Sharp@MarcusMillichap.com
License: IL 475.177869

ADAM ABUSHAGUR

Senior Managing Director Investments
Office & Industrial Division
Dallas Office
Office (972) 755-5223
Adam.Abushagur@MarcusMillichap.com
License: TX 661916

BROKER OF RECORD

STEVEN WEINSTOCK

Illinois Broker of Record
One Mid America Plaza, Suite 200
Oakbrook Terrace, IL 60181
Tel: (630) 570-2200
Steven.Weinstock@MarcusMillichap.com
License: 471.011175

DEBT CONTACT

DEAN GIANNAKOPOULOS

Senior Managing Director
333 West Wacker Drive, Suite 200
Chicago, IL 60606
Tel: (312) 327-5400
Dean.Giannakopoulos@MarcusMillichap.com

Marcus & Millichap
TAG INDUSTRIAL GROUP