

Marcus & Millichap
TAG INDUSTRIAL GROUP

905 ANITA AVENUE

ANTIOCH, IL 60002

NON-ENDORSEMENT & DISCLAIMER NOTICE

CONFIDENTIALITY & DISCLAIMER

The information contained in the following Marketing Brochure is proprietary and strictly confidential. It is intended to be reviewed only by the party receiving it from Marcus & Millichap and should not be made available to any other person or entity without the written consent of Marcus & Millichap. This Marketing Brochure has been prepared to provide summary, unverified information to prospective purchasers, and to establish only a preliminary level of interest in the subject property. The information contained herein is not a substitute for a thorough due diligence investigation. Marcus & Millichap has not made any investigation, and makes no warranty or representation, with respect to the income or expenses for the subject property, the future projected financial performance of the property, the size and square footage of the property and improvements, the presence or absence of contaminating substances, PCB's or asbestos, the compliance with State and Federal regulations, the physical condition of the improvements thereon, or the financial condition or business prospects of any tenant, or any tenant's plans or intentions to continue its occupancy of the subject property. The information contained in this Marketing Brochure has been obtained from sources we believe to be reliable; however, Marcus & Millichap has not verified, and will not verify, any of the information contained herein, nor has Marcus & Millichap conducted any investigation regarding these matters and makes no warranty or representation whatsoever regarding the accuracy or completeness of the information provided. All potential buyers must take appropriate measures to verify all of the information set forth herein. Marcus & Millichap is a service mark of Marcus & Millichap Real Estate Investment Services, Inc.

© 2024 Marcus & Millichap. All rights reserved.

NON-ENDORSEMENT NOTICE

Marcus & Millichap is not affiliated with, sponsored by, or endorsed by any commercial tenant or lessee identified in this marketing package. The presence of any corporation's logo or name is not intended to indicate or imply affiliation with, or sponsorship or endorsement by, said corporation of Marcus & Millichap, its affiliates or subsidiaries, or any agent, product, service, or commercial listing of Marcus & Millichap, and is solely included for the purpose of providing tenant lessee information about this listing to prospective customers. Activity ID: ZAF0370591

SPECIAL COVID-19 NOTICE

All potential buyers are strongly advised to take advantage of their opportunities and obligations to conduct thorough due diligence and seek expert opinions as they may deem necessary, especially given the unpredictable changes resulting from the continuing COVID-19 pandemic. Marcus & Millichap has not been retained to perform, and cannot conduct, due diligence on behalf of any prospective purchaser. Marcus & Millichap's principal expertise is in marketing investment properties and acting as intermediaries between buyers and sellers. Marcus & Millichap and its investment professionals cannot and will not act as lawyers, accountants, contractors, or engineers. All potential buyers are admonished and advised to engage other professionals on legal issues, tax, regulatory, financial, and accounting matters, and for questions involving the property's physical condition or financial outlook. Projections and pro forma financial statements are not guarantees and, given the potential volatility created by COVID-19, all potential buyers should be comfortable with and rely solely on their own projections, analyses, and decision-making.

ALL PROPERTY SHOWINGS ARE BY APPOINTMENT ONLY.
PLEASE CONSULT YOUR MARCUS & MILLICHAP AGENT FOR MORE DETAILS.

Marcus & Millichap
TAG INDUSTRIAL GROUP

OFFICES THROUGHOUT THE U.S. AND CANADA
www.marcusmillichap.com

905 ANITA AVENUE ANTIOCH, IL 60002

PRESENTED BY

TYLER SHARP

Vice President of Investments
Office & Industrial Division
Chicago Office
Office (312) 327-5446
Tyler.Sharp@MarcusMillichap.com
License: IL 475.177869

TIMOTHY SULLIVAN

Associate
Office & Industrial Division
Chicago Office
Office (312) 624-7078
Timothy.Sullivan@MarcusMillichap.com
License: IL 475.200518

ADAM ABUSHAGUR

Senior Managing Director Investments
Office & Industrial Division
Dallas Office
Office (972) 755-5223
Adam.Abushagur@MarcusMillichap.com
License: TX 661916

BROKER OF RECORD

STEVEN WEINSTOCK

Illinois Broker of Record
One Mid America Plaza, Suite 200
Oakbrook Terrace, IL 60181
Tel: 630-570-2200
Steven.Weinstock@MarcusMillichap.com
License: IL 471.011175

DEBT CONTACT

DEAN GIANNAKOPOULOS

Senior Managing Director
333 West Wacker Drive, Suite 200
Chicago, IL 60606
Tel: (312) 327-5400
Dean.Giannakopoulos@MarcusMillichap.com

Marcus & Millichap
TAG INDUSTRIAL GROUP





TABLE OF CONTENTS

01

INVESTMENT OVERVIEW

SECTION 1

Offering Summary • Property Details • Offering Highlights • Rent Roll • Operating Statement
Regional Map • Aerial Map • Property Photos
Acquisition Financing

02

MARKET OVERVIEW

SECTION 2

Market Analysis • Demographic Analysis

Marcus & Millichap

The background of the slide is a dark, blue-toned photograph of an industrial interior. It shows a large, open space with a high ceiling, featuring a complex network of steel beams, pipes, and several large, white, dome-shaped pendant lights hanging from the ceiling. The lighting is dim, creating a moody atmosphere. The structure appears to be part of a large factory or warehouse.

SECTION 1

INVESTMENT OVERVIEW

Marcus & Millichap

OFFERING SUMMARY

- ± 39,825-Square-Foot Manufacturing Facility Situated on 1.84 Acres
- Features 20' Clear Height, Two Dock Doors, Three Grade Doors, and Proximity to Routes 83/173
- Available for Owner Use or Lease Up Opportunity Effective April 2025
- Asset Priced Well-Below Replacement Cost
- 2.9% Submarket Vacancy Rate Among Comparable Properties

Marcus & Millichap is pleased to present the opportunity to acquire the property located at 905 Anita Avenue in Antioch, Illinois, leased to ERMCO, Inc. The subject property consists of approximately 39,825 square feet of manufacturing space and is situated on 1.84 acres of land. The single-tenant asset features a clear height of 20', two dock-high doors, three drive-in doors, and steel and masonry construction. Located near the major intersection of Illinois Route 83 (Main Street) and Illinois Route 173, the property sits about equal distance from Downtown Chicago and Downtown Milwaukee. For sale at \$54.87, the property can be acquired well below replacement costs. With the current lease expiring on March 31, 2025, the property will be delivered vacant, providing an owner-user or lease-up investment opportunity.

The subject property is primely situated within the North Lake County submarket, containing 44 million square feet of industrial space. Through the first three quarters of 2024, the vacancy rate bucked the national trend, slipping to 5.5 percent. Among comparable properties up to 50,000 square feet, availability remains tight at only 2.9 percent. Despite North Lake County outperforming the national average, annual rent growth continued to decelerate to 4.2 percent, pushing average asking rents to about \$9.00 per square foot in Q3. With only about 203,000 square feet under construction (representing less than 1 percent of inventory), rents and vacancies will essentially be unaffected by new supply for the foreseeable future (CoStar).

Known as the Greater Chicagoland area, Chicago-Naperville-Elgin is the third largest metro in the nation. The metro houses 9.5 million people, including 2.7 million residents within the city of Chicago. The number of corporate headquarters in Chicago is second only to New York City and is home to 33 Fortune 500 companies. Thanks to eight commercial and passenger rail lines, the Port of Chicago, three international airports, and a vast network of freeways, Chicago is a major distribution and logistics hub. The local economy and workforce are highly diverse, supported largely by distribution, finance, manufacturing, and high-tech industries. As a multicultural city that thrives on the harmony and diversity of its neighborhoods, Chicago boasts 100 neighborhoods, 77 community areas, 50 wards, and eight major league sports teams, including two MLB teams. Chicago is a leader in reforming public schools, enhancing public safety and security initiatives, providing affordable housing in attractive and economically sound communities, ensuring accessibility for all, and fostering, social, economic, and environmental sustainability (Chicago.gov).

PROPERTY DETAILS

905 ANITA AVENUE, ANTIOCH, IL 60002

Number of Suites	1
Number of Buildings	1
Total Square Feet	± 39,825 SF
Warehouse Square Feet	± 32,800 SF
Office Square Feet	± 7,025 SF
Office Ratio	17.64%
Year Built	1991
Lot Size	1.84 Acres
Type of Ownership	Fee Simple
Clear Height	20'
Parking Spaces	67
Parking Surface	Asphalt
Building Class	B
Tenancy	Owner-User
Dock-High Doors	2
Drive-In Doors	3
Rail Served	None
Construction	Steel/Masonry
Zoning	M-1
Sprinklers	Yes
Market	IL-Chicago MSA
Submarket	North Lake County
Market Vacancy	4.50%

This information has been secured from sources we believe to be reliable, but we make no representations or warranties, express or implied, as to the accuracy of the information. References to square footage or age are approximate. Buyer must verify the information and bears all risk for any inaccuracies. Marcus & Millichap is a service mark of Marcus & Millichap Real Estate Investment Services, Inc. © 2024 Marcus & Millichap. All rights reserved. (Activity ID: ZAF0370591)





OFFERING HIGHLIGHTS

905 ANITA AVENUE

ANTIOCH, IL 60002

OFFERING PRICE
\$2,185,000

PRO FORMA CAP RATE
8.36%

Offering Price	\$2,185,000
Pro Forma Cap Rate	8.36%
Price/SF	\$54.87
Total Square Feet	± 39,825
Tenancy	Owner-User
Occupancy	0.00%

* Pro-forma cap rate is accounting for an estimate of \$99,563 in tenant improvement and leasing commissions to fully stabilize.

This information has been secured from sources we believe to be reliable, but we make no representations or warranties, express or implied, as to the accuracy of the information. References to square footage or age are approximate. Buyer must verify the information and bears all risk for any inaccuracies. Marcus & Millichap is a service mark of Marcus & Millichap Real Estate Investment Services, Inc. © 2024 Marcus & Millichap. All rights reserved. (Activity ID: ZAF0370591)

RENT ROLL

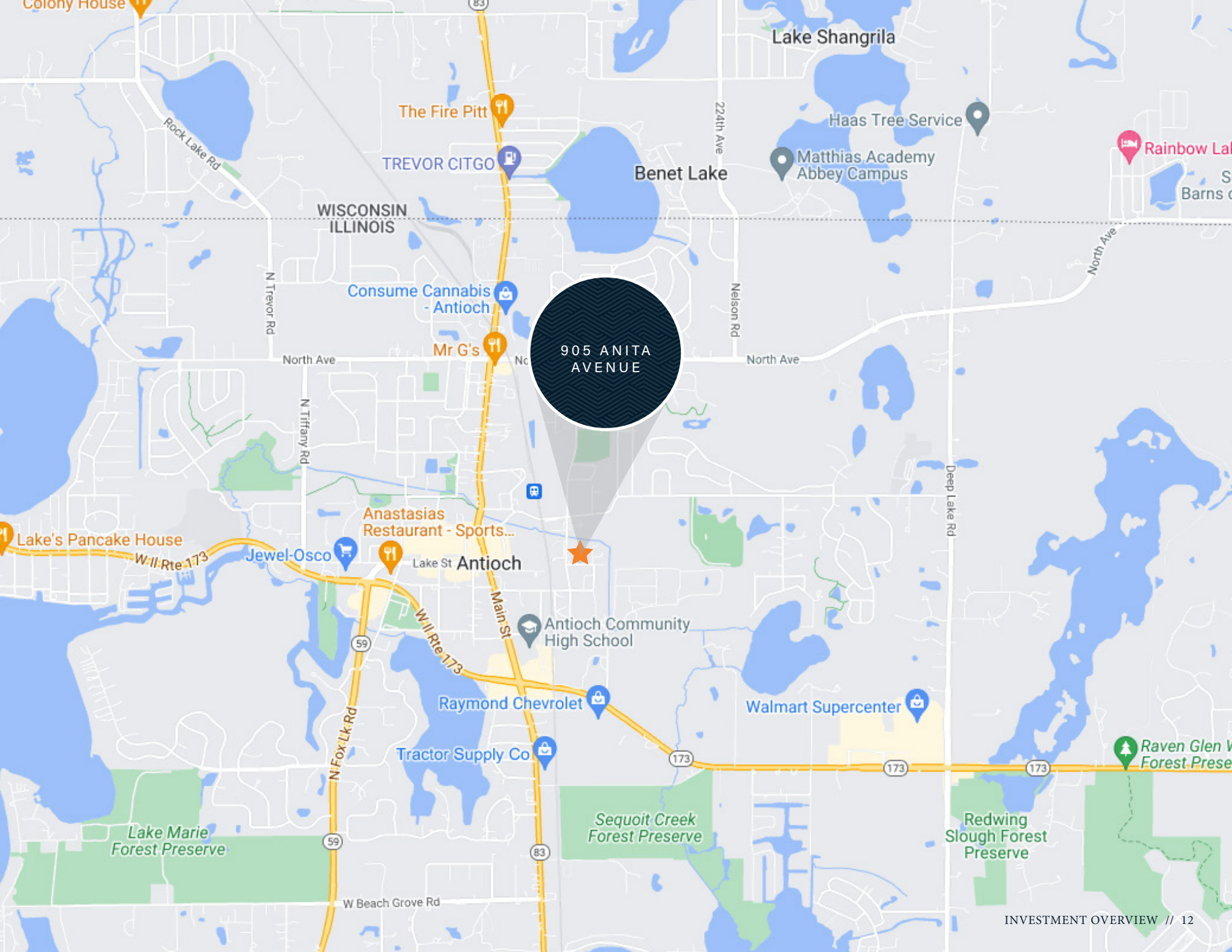
Tenant Name	Suite	Square Feet	% Bldg Share	Lease Dates		Annual Rent per Sq. Ft.	Total Rent Per Month	Total Rent Per Year	Pro Forma Rent Per Year	Lease Type	Renewal Options and Option Year Rental Information
Vacant	A	39,825	100.0%	TBD	TBD	\$0.00	\$0.00	\$0.00	\$199,125	NNN	Pro-forma rent per year estimated at \$5.00 PSF NNN.
Total		39,825				\$0.00	\$0.00	\$0.00	\$199,125		
Occupied Tenants: 0				Unoccupied Tenants: 1		Occupied GLA: 0.00%		Unoccupied GLA: 100.00%			
Total Current Rents: \$0						Occupied Current Rents: \$0		Unoccupied Current Rents: \$0			

Notes:* ERMCO Inc., exercised right to terminate lease agreement with effective date of termination being March 31, 2025. Contact broker for additional information.

OPERATING STATEMENT

Income	Current	Per SF	Pro Forma	Per SF	Notes
Scheduled Base Rental Income	0	0.00	199,125	5.00	
Expense Reimbursement Income					
Net Lease Reimbursement					
Insurance	0	0.00	11,948	0.30	
Real estate Taxes	0	0.00	60,398	1.52	
Total Reimbursement Income	\$0	0.0%	\$72,346	89.9%	\$1.82
Effective Gross Revenue	\$0	\$0.00	\$271,471	\$6.82	

Operating Expenses	Current	Per SF	Pro Forma	Per SF	
Insurance	11,948	0.30	11,948	0.30	*Estimated
Real Estate Taxes	60,398	1.52	60,398	1.52	
Total Expenses	\$72,345	\$1.82	\$80,490	\$2.02	
Expenses as % of EGR	0.0%		29.6%		
Net Operating Income	-\$72,345	(\$1.82)	\$190,981	\$4.80	



905 ANITA
AVENUE

An aerial photograph of an industrial park. In the center, a large white warehouse with a grey roof is highlighted by a white callout bubble with a black border. Inside the bubble, the text "905 ANITA AVENUE" is written in white. An orange star is placed on the roof of this building. Surrounding the central building are various other industrial structures, including smaller warehouses and parking lots filled with cars and trucks. In the background, there are green fields, trees, and a residential area under a clear blue sky.

905 ANITA
AVENUE



CAPABILITIES

MMCC—our fully integrated, dedicated financing arm—is committed to providing superior capital market expertise, precisely managed execution, and unparalleled access to capital sources, providing the most competitive rates and terms.

We leverage out prominent capital market relationships with commercial banks, life insurance companies, CMBS, private and public debt/equity funds, Fannie Mae, Freddie Mac, and HUD to provide our clients with the greatest range of financing options.

Our dedicated, knowledgeable experts understand the challenges of financing and work tirelessly to resolve all potential issues for the benefit of our clients.



Closed 2,143 debt
and equity
financings in 2023



National platform operating
within the firm's
brokerage offices



\$86.3 billion total
national volume
in 2023



Access to more capital sources
than any other firm in the
industry

WHY MMCC?

.....

Optimum financing solutions to
enhance value

.....

Enhanced control through MMCC's
ability to qualify investor finance
contingencies


.....

Enhanced control through quickly
identifying potential debt/equity sources,
processing, and closing buyer's
finance alternatives

.....

Enhanced control through MMCC's
ability to monitor investor/due diligence
and underwriting to ensure timely,
predictable closings

.....



The background of the slide is a dark, blue-toned photograph of an industrial interior. It shows a large, multi-level structure with a complex network of steel beams and pipes. Several large, white, dome-shaped pendant lights are suspended from the ceiling. In the lower-left corner, a large, white industrial door with several small, rectangular windows is visible. The overall atmosphere is industrial and modern.

SECTION 2

MARKET OVERVIEW

Marcus & Millichap

CHICAGO

ILLINOIS

Chicago-Naperville-Elgin is one of the largest metros in the nation. The Chicagoland area is bounded to the east by Lake Michigan, expands over a 5,000-square-mile region in northeastern Illinois and extends into Wisconsin and Indiana. The metro houses 9.5 million people and comprises 14 counties. The city of Chicago contains 2.7 million residents. The greatest growth during the past 20 years occurred in the western portion of the region and was exemplified between 2020-2021. Since then, movement back into downtown Chicago is gaining headway as employers increasingly push for hybrid work schedules, while progressing tourism levels support activity in the urban core.



THIRD-LARGEST
METROPOLITAN
AREA



WEALTH OF
INTELLECTUAL
CAPITAL



LARGE, DIVERSE
EMPLOYMENT
BASE

METROPLEX GROWTH

ECONOMY

The metro has one of the biggest economies in the nation, and is buoyed by its distribution, finance, manufacturing operations and growing high-technology sectors. Fortune 500 companies headquartered in the metro include Walgreens, Abbott Laboratories, Allstate and McDonald's. The area is a major global tourist and convention destination. Typically, more than 50 million people visit the metro annually and support nearly 500,000 jobs in the leisure and hospitality sector. Although suppressed during the pandemic, visitations and employment are improving. Large tech firms operating in the metro, such as Amazon and Google, attract a wide array of startup companies. Backed by some of the nation's more well-regarded universities, the workforce is considered one of the most diverse and well trained among major United States metros.



9%
MANUFACTURING



18%
PROFESSIONAL AND
BUSINESS SERVICES



11%
GOVERNMENT



9%
LEISURE AND HOSPITALITY



7%
FINANCIAL
ACTIVITIES



20%
TRADE, TRANSPORTATION,
AND UTILITIES



4%
CONSTRUCTION



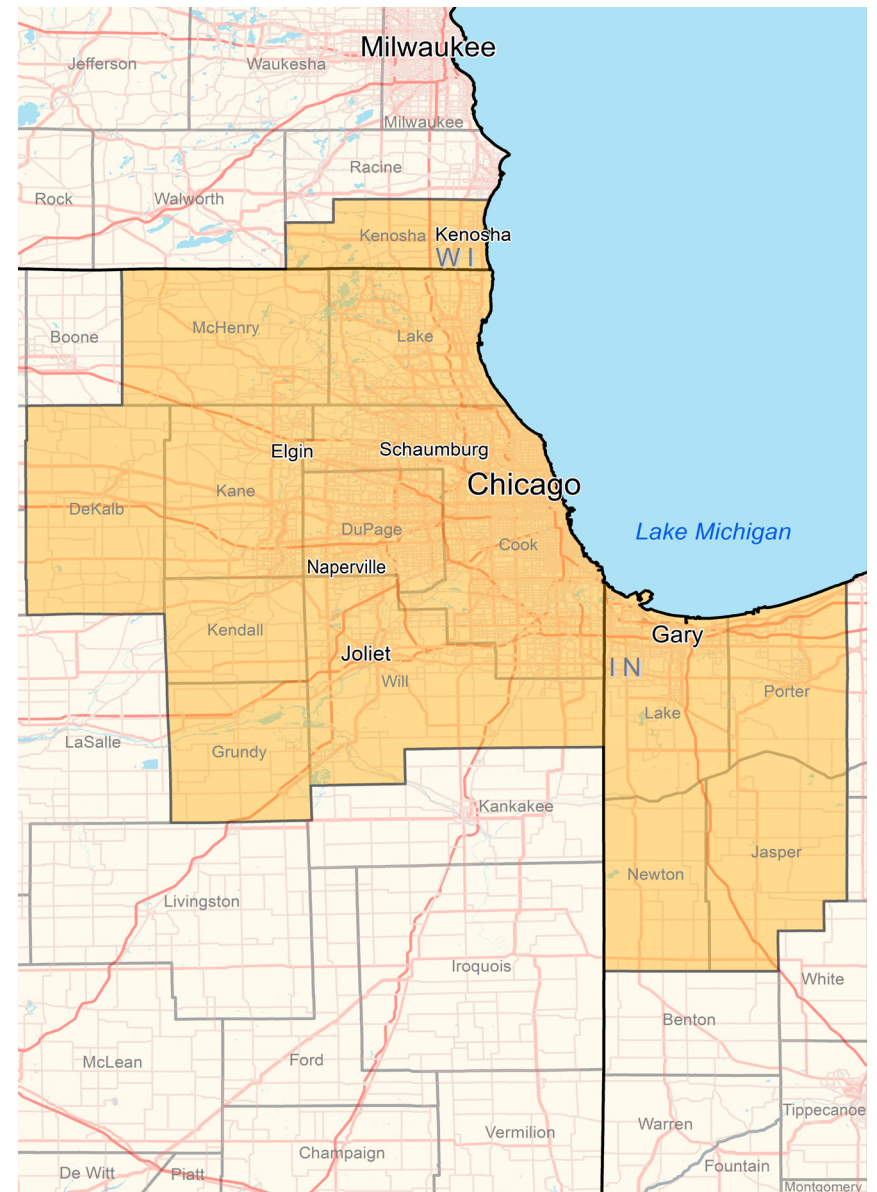
16%
EDUCATION AND
HEALTH SERVICES



2%
INFORMATION



4%
OTHER SERVICES



METROPLEX GROWTH


TRANSPORTATION

The region's transit network ranks among the largest and most efficient in the world. The vast network of freeways, centralized location, a large rail-truck intermodal facility and the Port of Chicago contribute to the metro's position as a major distribution and logistics hub. Chicago is the nation's top freight rail hub, with major carriers BNSF, Union Pacific, CSX and Norfolk Southern servicing the region. Amtrak routes originate from Union Station, while the Metra commuter rail and the Chicago L provide passenger service throughout the metro area and beyond. International airports include O'Hare, Midway and Gary/Chicago. Sixteen smaller airports also provide air service for the region.



QUALITY OF LIFE

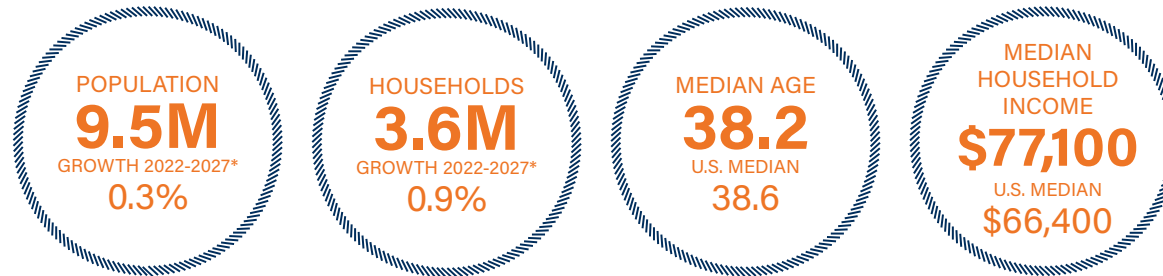
The Chicago metro has something to offer to each of its residents and visitors, whether it is legendary blues and jazz music, cultural and educational venues, professional sports, dining, entertainment, shopping or recreational amenities. The Chicago area's relative affordability is largely due to its lower housing costs. The median home price is significantly less than in other cities of its size and is below that of many smaller cities, including Seattle and Denver. Cultural activities and artistic venues underpin the metro's cosmopolitan lifestyle. The region is home to various well-known museums, including the world-class Field Museum, Shedd Aquarium, the Museum of Science and Industry, the Art Institute of Chicago and Adler Planetarium. The theater scene rivals the world's best, and troupes, dance companies, symphony orchestras and music venues abound. Chicago is also home to the upcoming Obama Presidential Center, which broke ground in September 2021.



METROPLEX GROWTH

DEMOGRAPHICS

Chicago is the second-most populous metro in the U.S., with 9.5 million residents. During the next five years, the population is expected to remain steady. World-class education institutions, including Northwestern University and the University of Chicago, help provide a skilled labor pool. More than 40 percent of residents ages 25 and older hold a bachelor's degree, and of these, roughly 15 percent have also earned a graduate or professional degree, which is well above the national level. Younger professionals moving to the market for employment provide a skilled workforce and contribute to a median age that is slightly below that of the U.S. median, as well as a household income above the national level. More people are renting as thousands of new apartments are completed. The local home-ownership at 61 percent is slightly below the national rate.



DEMOGRAPHICS



49,913

Total Population
Within 5 Miles



50.6%



49.4%



\$117,581

Average Household Income
Within 5 Miles



26,758

Employees
Within 1 Mile

DEMOGRAPHICS

POPULATION	1 Mile	3 Miles	5 Miles
2028 Projection			
Total Population	7,313	26,384	50,115
2023 Estimate			
Total Population	7,275	26,229	49,913
2020 Census			
Total Population	6,919	25,573	48,982
2010 Census			
Total Population	6,985	25,617	49,346
Daytime Population			
2023 Estimate	7,239	20,770	37,835
HOUSEHOLDS	1 Mile	3 Miles	5 Miles
2028 Projection			
Total Households	2,871	10,044	19,046
2023 Estimate			
Total Households	2,846	9,945	18,894
Average (Mean) Household Size	2.6	2.6	2.6
2020 Census			
Total Households	2,832	9,898	18,829
2010 Census			
Total Households	2,719	9,468	18,208

HOUSEHOLDS BY INCOME	1 Mile	3 Miles	5 Miles
2023 Estimate			
\$200,000 or More	8.1%	9.7%	10.2%
\$150,000-\$199,999	10.5%	12.7%	13.2%
\$100,000-\$149,999	19.3%	20.1%	20.1%
\$75,000-\$99,999	12.9%	13.9%	14.3%
\$50,000-\$74,999	14.7%	14.5%	14.9%
\$35,000-\$49,999	10.8%	9.4%	9.5%
\$25,000-\$34,999	6.3%	5.5%	5.2%
\$15,000-\$24,999	8.3%	7.0%	6.1%
Under \$15,000	9.2%	7.2%	6.3%
Average Household Income	\$102,278	\$113,153	\$117,581
Median Household Income	\$76,475	\$86,187	\$88,350
Per Capita Income	\$40,012	\$42,924	\$44,552
POPULATION PROFILE	1 Mile	3 Miles	5 Miles
Population By Age			
2023 Estimate Total Population	7,275	26,229	49,913
Under 20	25.3%	24.3%	24.1%
20 to 34 Years	17.5%	16.0%	15.9%
35 to 39 Years	6.7%	6.2%	6.0%
40 to 49 Years	13.3%	13.6%	14.0%
50 to 64 Years	18.9%	21.7%	22.6%
Age 65+	18.4%	18.1%	17.4%
Median Age	40.4	42.6	42.9
Population 25+ by Education Level			
2023 Estimate Population Age 25+	4,989	18,327	34,947
Elementary (0-8)	1.8%	1.6%	1.7%
Some High School (9-11)	5.3%	4.8%	4.5%
High School Graduate (12)	27.2%	27.2%	27.3%
Some College (13-15)	25.7%	24.8%	24.3%
Associate Degree Only	9.2%	8.8%	9.0%
Bachelor's Degree Only	19.3%	21.5%	22.1%
Graduate Degree	11.4%	11.2%	11.0%
Travel Time to Work			
Average Travel Time to Work in Minutes	37.0	36.0	36.0

905 ANITA AVENUE ANTIOCH, IL 60002

PRESENTED BY

TYLER SHARP

Vice President of Investments
Office & Industrial Division
Chicago Office
Office (312) 327-5446
Tyler.Sharp@MarcusMillichap.com
License: IL 475.177869

TIMOTHY SULLIVAN

Associate
Office & Industrial Division
Chicago Office
Office (312) 624-7078
Timothy.Sullivan@MarcusMillichap.com
License: IL 475.200518

ADAM ABUSHAGUR

Senior Managing Director Investments
Office & Industrial Division
Dallas Office
Office (972) 755-5223
Adam.Abushagur@MarcusMillichap.com
License: TX 661916

BROKER OF RECORD

DEBT CONTACT

STEVEN WEINSTOCK

Illinois Broker of Record
One Mid America Plaza, Suite 200
Oakbrook Terrace, IL 60181
Tel: 630-570-2200
Steven.Weinstock@MarcusMillichap.com
License: IL 471.011175

DEAN GIANNAKOPOULOS

Senior Managing Director
333 West Wacker Drive, Suite 200
Chicago, IL 60606
Tel: (312) 327-5400
Dean.Giannakopoulos@MarcusMillichap.com

Marcus & Millichap
TAG INDUSTRIAL GROUP