

Marcus & Millichap
TAG INDUSTRIAL GROUP

3239 LOVEROCK AVENUE

STEGER, IL 60457

NON-ENDORSEMENT & DISCLAIMER NOTICE

CONFIDENTIALITY & DISCLAIMER

The information contained in the following Marketing Brochure is proprietary and strictly confidential. It is intended to be reviewed only by the party receiving it from Marcus & Millichap and should not be made available to any other person or entity without the written consent of Marcus & Millichap. This Marketing Brochure has been prepared to provide summary, unverified information to prospective purchasers, and to establish only a preliminary level of interest in the subject property. The information contained herein is not a substitute for a thorough due diligence investigation. Marcus & Millichap has not made any investigation, and makes no warranty or representation, with respect to the income or expenses for the subject property, the future projected financial performance of the property, the size and square footage of the property and improvements, the presence or absence of contaminating substances, PCB's or asbestos, the compliance with State and Federal regulations, the physical condition of the improvements thereon, or the financial condition or business prospects of any tenant, or any tenant's plans or intentions to continue its occupancy of the subject property. The information contained in this Marketing Brochure has been obtained from sources we believe to be reliable; however, Marcus & Millichap has not verified, and will not verify, any of the information contained herein, nor has Marcus & Millichap conducted any investigation regarding these matters and makes no warranty or representation whatsoever regarding the accuracy or completeness of the information provided. All potential buyers must take appropriate measures to verify all of the information set forth herein. Marcus & Millichap is a service mark of Marcus & Millichap Real Estate Investment Services, Inc.

© 2024 Marcus & Millichap. All rights reserved.

NON-ENDORSEMENT NOTICE

Marcus & Millichap is not affiliated with, sponsored by, or endorsed by any commercial tenant or lessee identified in this marketing package. The presence of any corporation's logo or name is not intended to indicate or imply affiliation with, or sponsorship or endorsement by, said corporation of Marcus & Millichap, its affiliates or subsidiaries, or any agent, product, service, or commercial listing of Marcus & Millichap, and is solely included for the purpose of providing tenant lessee information about this listing to prospective customers. Activity ID: ZAF0370108

SPECIAL COVID-19 NOTICE

All potential buyers are strongly advised to take advantage of their opportunities and obligations to conduct thorough due diligence and seek expert opinions as they may deem necessary, especially given the unpredictable changes resulting from the continuing COVID-19 pandemic. Marcus & Millichap has not been retained to perform, and cannot conduct, due diligence on behalf of any prospective purchaser. Marcus & Millichap's principal expertise is in marketing investment properties and acting as intermediaries between buyers and sellers. Marcus & Millichap and its investment professionals cannot and will not act as lawyers, accountants, contractors, or engineers. All potential buyers are admonished and advised to engage other professionals on legal issues, tax, regulatory, financial, and accounting matters, and for questions involving the property's physical condition or financial outlook. Projections and pro forma financial statements are not guarantees and, given the potential volatility created by COVID-19, all potential buyers should be comfortable with and rely solely on their own projections, analyses, and decision-making.

ALL PROPERTY SHOWINGS ARE BY APPOINTMENT ONLY.
PLEASE CONSULT YOUR MARCUS & MILLICHAP AGENT FOR MORE DETAILS.

Marcus & Millichap
TAG INDUSTRIAL GROUP

OFFICES THROUGHOUT THE U.S. AND CANADA
www.marcusmillichap.com

3239 LOVEROCK AVENUE
STEGER, IL 60457

PRESENTED BY

ZACH ORZEL

Associate
Office & Industrial Division
Chicago Office
Office (312) 327-5401
Zachary.Orzel@MarcusMillichap.com
License: IL 475.198922

TYLER SHARP

Vice President of Investments
Office & Industrial Division
Chicago Office
Office (312) 327-5446
Tyler.Sharp@MarcusMillichap.com
License: IL 475.177869

ADAM ABUSHAGUR

Senior Managing Director Investments
Office & Industrial Division
Dallas Office
Office (972) 755-5223
Adam.Abushagur@MarcusMillichap.com
License: TX 661916

BROKER OF RECORD

STEVEN WEINSTOCK

Managing Broker
One Mid America Plaza, Suite 200
Oakbrook Terrace, IL 60181
Office (630) 570-2200
Steven.Weinstock@MarcusMillichap.com
License: 471.011175

Marcus & Millichap
TAG INDUSTRIAL GROUP





TABLE OF CONTENTS

01

INVESTMENT OVERVIEW

SECTION 1

Offering Summary • Property Details • Offering Highlights • Rent Roll • Operating Statement
Regional Map • Aerial Map • Property Photos
Acquisition Financing

02

MARKET OVERVIEW

SECTION 2

Market Analysis • Demographic Analysis

Marcus & Millichap

SECTION 1

INVESTMENT OVERVIEW

Marcus & Millichap

OFFERING SUMMARY

- 12,000-Square-Foot Warehouse Available for Occupancy September 2024
- Built in 1996 Featuring Subdivided Suites, Three Drive-Ins, and 11,500 Square Feet of IOS
 - Vacant Adjacent Lot Provides Building/IOS Expansion Opportunity
 - High Barrier-to-Entry Central Will Submarket with 0.2% Vacancy
 - Extremely Accessible Location Only Five Minutes to Route 394

Marcus & Millichap is pleased to present the opportunity to acquire the property located at 3239 Loverock Avenue in Steger, Illinois. The subject property consists of approximately 12,000 square feet of warehouse space and is situated on 1.18 acres of land. Delivered in 1996, the asset features a clear height of 16', three subdivided suites, three grade-level doors, metal construction, 20 parking spaces, and 11,500 square feet of industrial outdoor storage space. Currently occupied by Seal Tight Exteriors, the property will become available for owner use immediately upon closing. In addition, this sale offers investors a multi-tenant redevelopment opportunity and the adjacent vacant lot to the North is included for possible building or IOS expansion. Situated within a five-minute drive to Illinois Route 394, the property is primely positioned within the Central Will submarket.

Central Will is a relatively small submarket, containing 6.2 million square feet of industrial space. Over the last five years, Central Will has only experienced an inventory growth of 5 percent. Thanks to a lack of supply and stable demand, availability was essentially non-existent with the vacancy rate at just 0.2 percent in Q1 2024. Despite few vacancies, asking rent growth in Central Will continuously slowed down to 6.6 percent annually during the first quarter but remained well ahead of the 3.2 percent increase in the Consumer Price Index. At the start of the year, only 59,000 square feet were under construction, making industrial demand the deciding factor on vacancies for the foreseeable future (CoStar).

Known as the Greater Chicagoland area, Chicago-Naperville-Elgin is the third largest metro in the nation. The metro houses 9.5 million people, including 2.7 million residents within the city of Chicago. The number of corporate headquarters in Chicago is second only to New York City and is home to 33 Fortune 500 companies. Thanks to eight commercial and passenger rail lines, the Port of Chicago, three international airports, and a vast network of freeways, Chicago is a major distribution and logistics hub. The local economy and workforce are highly diverse, supported largely by distribution, finance, manufacturing, and high-tech industries. As a multicultural city that thrives on the harmony and diversity of its neighborhoods, Chicago boasts 100 neighborhoods, 77 community areas, 50 wards, and eight major league sports teams, including two MLB teams. Chicago is a leader in reforming public schools, enhancing public safety and security initiatives, providing affordable housing in attractive and economically sound communities, ensuring accessibility for all, and fostering, social, economic, and environmental sustainability (Chicago.gov).

PROPERTY DETAILS

3239 LOVEROCK AVENUE
STEGER, IL 60457

Number of Suites	1
Number of Buildings	1
Total Square Feet	12,000
Warehouse Square Feet	9,600
Office Square Feet	2,400
Office Ratio	20%
Year Built	1996
Lot Size	1.18 Acres
Type of Ownership	Fee Simple
Clear Height	16'
Parking Spaces	20
Parking Surface	Asphalt
Building Class	C
Tenancy	Owner User
Grade Level Doors	3
Construction	Metal
Power	Single Phase
Type of Lighting	Fluorescent
Zoning	M-1
Roof Type	Metal
Age/Condition of Roofs	Good Condition
Age/Condition of HVAC	New 2020
Market	Chicago
Submarket	Central Will
Market Vacancy	0.20%

This information has been secured from sources we believe to be reliable, but we make no representations or warranties, express or implied, as to the accuracy of the information. References to square footage or age are approximate. Buyer must verify the information and bears all risk for any inaccuracies. Marcus & Millichap is a service mark of Marcus & Millichap Real Estate Investment Services, Inc. © 2024 Marcus & Millichap. All rights reserved. (Activity ID: ZAF0370108)





OFFERING HIGHLIGHTS

3239 LOVEROCK AVENUE

STEGER, IL 60457

OFFERING PRICE

\$800,000

Offering Price	\$800,000
Price/SF	\$66.67
Total Square Feet	12,000
Tenancy	Owner-User
Occupancy	0.00%

This information has been secured from sources we believe to be reliable, but we make no representations or warranties, express or implied, as to the accuracy of the information. References to square footage or age are approximate. Buyer must verify the information and bears all risk for any inaccuracies. Marcus & Millichap is a service mark of Marcus & Millichap Real Estate Investment Services, Inc. © 2024 Marcus & Millichap. All rights reserved. (Activity ID: ZAF0370108)

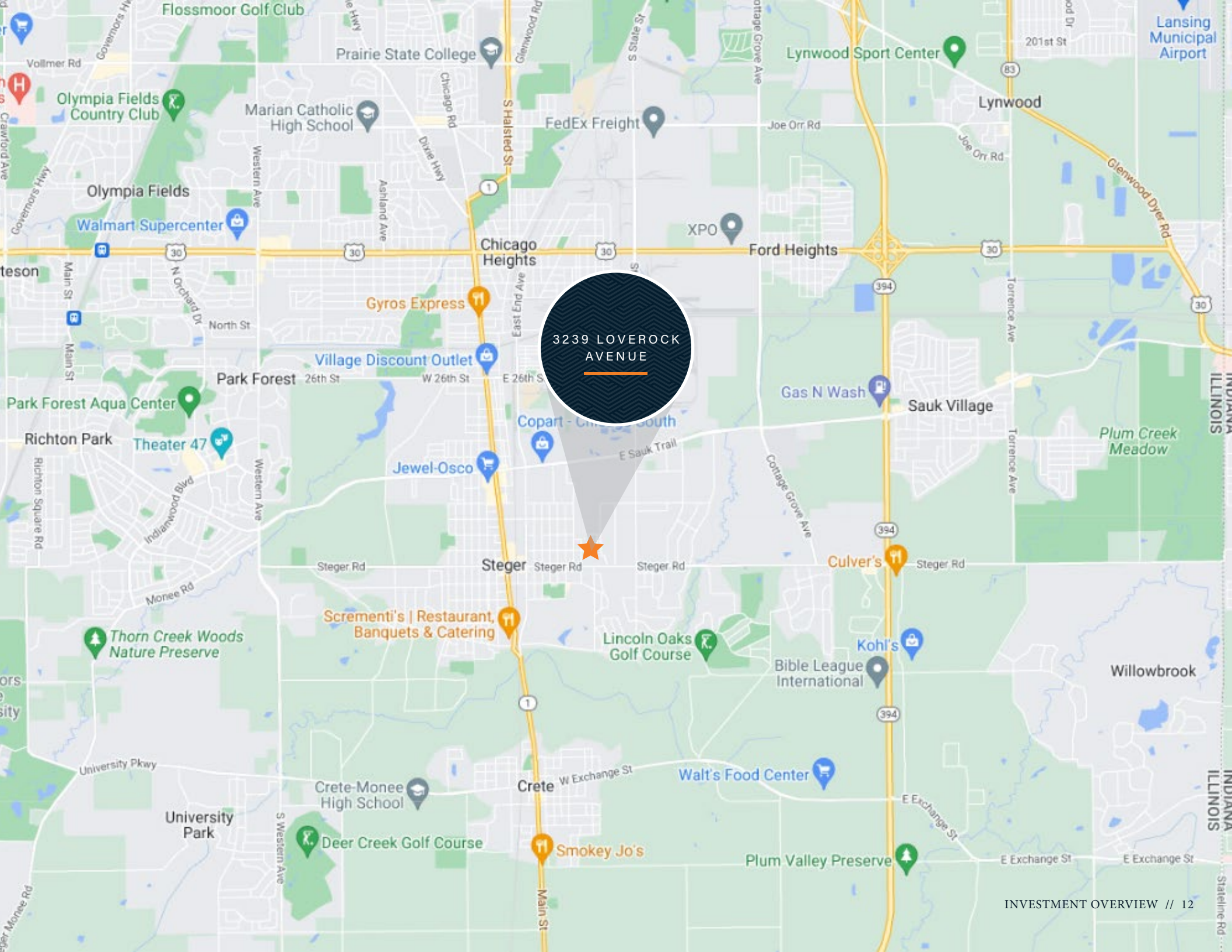
RENT ROLL

Tenant Name	Suite	Square Feet	% Bldg Share	Lease Dates		Annual Rent per Sq. Ft.	Total Rent Per Month	Total Rent Per Year	Pro Forma Rent Per Year	Changes on	Lease Type
				Comm.	Exp.						
Vacant	Full Building	12,000	100.0%	TBD	TBD	\$0.00	\$0.00	\$0.00	\$66,000	TBD	NNN
Total		12,000				\$0.00	\$0.00	\$0.00	\$66,000		
Occupied Tenants: 0				Unoccupied Tenants: 1		Occupied GLA: 0.00%		Unoccupied GLA: 100.00%			
Total Current Rents: \$0				Occupied Current Rents: \$0		Unoccupied Current Rents: \$0					

OPERATING STATEMENT

Income	Current	Per SF	Pro Forma	Per SF	Notes
Scheduled Base Rental Income	0	0.00	66,000	5.50	
Expense Reimbursement Income					
Net Lease Reimbursement					
CAM	0	0.00	6,180	0.52	
Insurance	0	0.00	5,150	0.43	
Real estate Taxes	0	0.00	46,052	3.84	
Management Fees	0	0.00	0	0.00	
Total Reimbursement Income	\$0	0.0%	\$57,382	93.9%	\$4.78
Effective Gross Revenue	\$0		\$123,382		\$10.28


Operating Expenses	Current	Per SF	Pro Forma	Per SF	
Repairs & Maintenance*	2,500	0.21	2,575	0.21	
Landscaping*	1,500	0.13	1,545	0.13	
Snow Removal*	2,000	0.17	2,060	0.17	
Insurance	5,000	0.42	5,150	0.43	
Real Estate Taxes	43,859	3.65	46,052	3.84	* Taxes Based on Recent Appeal Refunds *
Management Fee	0	0.0%	3,701	3.0%	0.31
Total Expenses	\$54,859	\$4.57	\$61,083	\$5.09	
Expenses as % of EGR	0.0%		49.5%		
Net Operating Income	-\$54,859	(\$4.57)	\$62,299	\$5.19	



3239 LOVEROCK AVENUE

3239 LOVEROCK AVENUE





CAPABILITIES

MMCC—our fully integrated, dedicated financing arm—is committed to providing superior capital market expertise, precisely managed execution, and unparalleled access to capital sources, providing the most competitive rates and terms.

We leverage out prominent capital market relationships with commercial banks, life insurance companies, CMBS, private and public debt/equity funds, Fannie Mae, Freddie Mac, and HUD to provide our clients with the greatest range of financing options.

Our dedicated, knowledgeable experts understand the challenges of financing and work tirelessly to resolve all potential issues for the benefit of our clients.



Closed 2,143 debt and equity financings in 2023



National platform operating within the firm's brokerage offices



\$86.3 billion total national volume in 2023



Access to more capital sources than any other firm in the industry

WHY MMCC?

Optimum financing solutions to enhance value

Enhanced control through MMCC's ability to qualify investor finance contingencies

Enhanced control through quickly identifying potential debt/equity sources, processing, and closing buyer's finance alternatives

Enhanced control through MMCC's ability to monitor investor/due diligence and underwriting to ensure timely, predictable closings



SECTION 2

MARKET OVERVIEW

Marcus & Millichap

CHICAGO

ILLINOIS

Chicago-Naperville-Elgin is one of the largest metros in the nation. The Chicagoland area is bounded to the east by Lake Michigan, expands over a 5,000-square-mile region in northeastern Illinois and extends into Wisconsin and Indiana. The metro houses 9.5 million people and comprises 14 counties. The city of Chicago contains 2.7 million residents. The greatest growth during the past 20 years occurred in the western portion of the region and was exemplified between 2020-2021. Since then, movement back into downtown Chicago is gaining headway as employers increasingly push for hybrid work schedules, while progressing tourism levels support activity in the urban core.



THIRD-LARGEST
METROPOLITAN
AREA



WEALTH OF
INTELLECTUAL
CAPITAL



LARGE, DIVERSE
EMPLOYMENT
BASE



METROPLEX GROWTH

ECONOMY

The metro has one of the biggest economies in the nation, and is buoyed by its distribution, finance, manufacturing operations and growing high-technology sectors. Fortune 500 companies headquartered in the metro include Walgreens, Abbott Laboratories, Allstate and McDonald's. The area is a major global tourist and convention destination. Typically, more than 50 million people visit the metro annually and support nearly 500,000 jobs in the leisure and hospitality sector. Although suppressed during the pandemic, visitations and employment are improving. Large tech firms operating in the metro, such as Amazon and Google, attract a wide array of startup companies. Backed by some of the nation's more well-regarded universities, the workforce is considered one of the most diverse and well trained among major United States metros.



9%
MANUFACTURING



18%
PROFESSIONAL AND
BUSINESS SERVICES



11%
GOVERNMENT



9%
LEISURE AND HOSPITALITY



7%
FINANCIAL
ACTIVITIES



20%
TRADE, TRANSPORTATION,
AND UTILITIES



4%
CONSTRUCTION



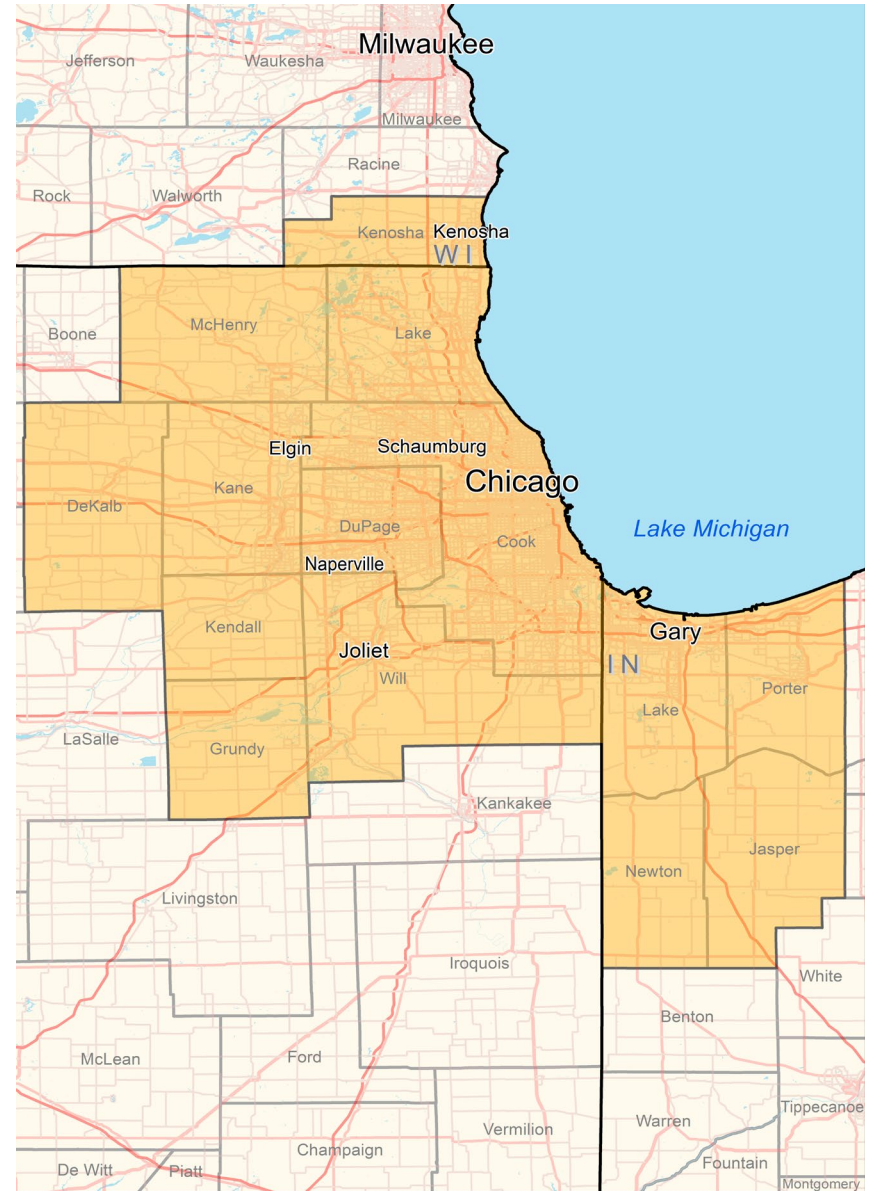
16%
EDUCATION AND
HEALTH SERVICES



2%
INFORMATION




4%
OTHER SERVICES



METROPLEX GROWTH


TRANSPORTATION

The region's transit network ranks among the largest and most efficient in the world. The vast network of freeways, centralized location, a large rail-truck intermodal facility and the Port of Chicago contribute to the metro's position as a major distribution and logistics hub. Chicago is the nation's top freight rail hub, with major carriers BNSF, Union Pacific, CSX and Norfolk Southern servicing the region. Amtrak routes originate from Union Station, while the Metra commuter rail and the Chicago L provide passenger service throughout the metro area and beyond. International airports include O'Hare, Midway and Gary/Chicago. Sixteen smaller airports also provide air service for the region.



QUALITY OF LIFE

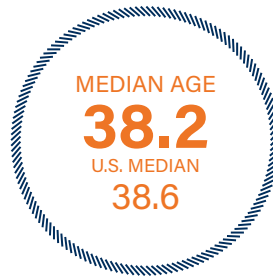
The Chicago metro has something to offer to each of its residents and visitors, whether it is legendary blues and jazz music, cultural and educational venues, professional sports, dining, entertainment, shopping or recreational amenities. The Chicago area's relative affordability is largely due to its lower housing costs. The median home price is significantly less than in other cities of its size and is below that of many smaller cities, including Seattle and Denver. Cultural activities and artistic venues underpin the metro's cosmopolitan lifestyle. The region is home to various well-known museums, including the world-class Field Museum, Shedd Aquarium, the Museum of Science and Industry, the Art Institute of Chicago and Adler Planetarium. The theater scene rivals the world's best, and troupes, dance companies, symphony orchestras and music venues abound. Chicago is also home to the upcoming Obama Presidential Center, which broke ground in September 2021.



METROPLEX GROWTH

DEMOGRAPHICS

Chicago is the second-most populous metro in the U.S., with 9.5 million residents. During the next five years, the population is expected to remain steady. World-class education institutions, including Northwestern University and the University of Chicago, help provide a skilled labor pool. More than 40 percent of residents ages 25 and older hold a bachelor's degree, and of these, roughly 15 percent have also earned a graduate or professional degree, which is well above the national level. Younger professionals moving to the market for employment provide a skilled workforce and contribute to a median age that is slightly below that of the U.S. median, as well as a household income above the national level. More people are renting as thousands of new apartments are completed. The local home-ownership at 61 percent is slightly below the national rate.



DEMOGRAPHICS



116,500

Total Population
Within 5 miles



47.5%



52.5%



\$75,491

Average Household Income
Within 5 miles



57,645

Employees
Within 1 Mile

DEMOGRAPHICS

POPULATION	1 Mile	3 Miles	5 Miles
2027 Projection			
Total Population	6,768	49,910	115,708
2022 Estimate			
Total Population	6,825	50,263	116,500
2010 Census			
Total Population	6,932	50,739	117,848
2000 Census			
Total Population	6,508	53,715	119,378
Daytime Population			
2022 Estimate	5,502	43,521	101,566
HOUSEHOLDS			
2027 Projection			
Total Households	2,755	18,501	42,616
2022 Estimate			
Total Households	2,748	18,521	42,661
Average (Mean) Household Size	2.5	2.7	2.7
2010 Census			
Total Households	2,725	18,355	42,331
2000 Census			
Total Households	2,554	19,099	42,961

HOUSEHOLDS BY INCOME	1 Mile	3 Miles	5 Miles
2022 Estimate			
\$200,000 or More	1.6%	2.5%	3.4%
\$150,000-\$199,999	5.3%	4.0%	5.4%
\$100,000-\$149,999	15.6%	12.5%	15.3%
\$75,000-\$99,999	16.1%	13.3%	14.1%
\$50,000-\$74,999	17.6%	16.6%	17.2%
\$35,000-\$49,999	12.4%	13.3%	12.7%
\$25,000-\$34,999	7.5%	9.8%	8.4%
\$15,000-\$24,999	10.8%	11.3%	9.2%
Under \$15,000	13.0%	16.7%	14.3%
Average Household Income	\$70,784	\$66,211	\$75,491
Median Household Income	\$58,493	\$48,699	\$56,909
Per Capita Income	\$28,512	\$24,538	\$27,820
POPULATION PROFILE			
Population By Age			
2022 Estimate Total Population	6,825	50,263	116,500
Under 20	25.9%	27.5%	26.9%
20 to 34 Years	17.5%	19.9%	19.1%
35 to 39 Years	6.2%	6.2%	6.1%
40 to 49 Years	12.3%	11.8%	11.9%
50 to 64 Years	20.3%	19.3%	19.6%
Age 65+	17.8%	15.3%	16.4%
Median Age	40.3	37.0	38.3
Population 25+ by Education Level			
2022 Estimate Population Age 25+	4,670	33,195	77,772
Elementary (0-8)	4.6%	7.1%	4.9%
Some High School (9-11)	5.5%	6.5%	5.5%
High School Graduate (12)	35.9%	33.4%	29.3%
Some College (13-15)	26.6%	26.4%	28.2%
Associate Degree Only	8.8%	7.9%	8.1%
Bachelor's Degree Only	11.9%	11.9%	15.2%
Graduate Degree	6.8%	6.8%	8.9%
Travel Time to Work			
Average Travel Time to Work in Minutes	33.0	34.0	36.0

3239 LOVEROCK AVENUE STEGER, IL 60457

PRESENTED BY

ZACH ORZEL

Associate
Office & Industrial Division
Chicago Office
Office (312) 327-5401
Zachary.Orzel@MarcusMillichap.com
License: IL 475.198922

TYLER SHARP

Vice President of Investments
Office & Industrial Division
Chicago Office
Office (312) 327-5446
Tyler.Sharp@MarcusMillichap.com
License: IL 475.177869

ADAM ABUSHAGUR

Senior Managing Director Investments
Office & Industrial Division
Dallas Office
Office (972) 755-5223
Adam.Abushagur@MarcusMillichap.com
License: TX 661916

BROKER OF RECORD

STEVEN WEINSTOCK

Managing Broker
One Mid America Plaza, Suite 200
Oakbrook Terrace, IL 60181
Office (630) 570-2200
Steven.Weinstock@MarcusMillichap.com
License: 471.011175

Marcus & Millichap
TAG INDUSTRIAL GROUP