

Marcus & Millichap
TAG INDUSTRIAL GROUP

410 EAST CHURCH STREET

LEWISVILLE, TX 75057

NON-ENDORSEMENT & DISCLAIMER NOTICE

CONFIDENTIALITY & DISCLAIMER

The information contained in the following Marketing Brochure is proprietary and strictly confidential. It is intended to be reviewed only by the party receiving it from Marcus & Millichap and should not be made available to any other person or entity without the written consent of Marcus & Millichap. This Marketing Brochure has been prepared to provide summary, unverified information to prospective purchasers, and to establish only a preliminary level of interest in the subject property. The information contained herein is not a substitute for a thorough due diligence investigation. Marcus & Millichap has not made any investigation, and makes no warranty or representation, with respect to the income or expenses for the subject property, the future projected financial performance of the property, the size and square footage of the property and improvements, the presence or absence of contaminating substances, PCB's or asbestos, the compliance with State and Federal regulations, the physical condition of the improvements thereon, or the financial condition or business prospects of any tenant, or any tenant's plans or intentions to continue its occupancy of the subject property. The information contained in this Marketing Brochure has been obtained from sources we believe to be reliable; however, Marcus & Millichap has not verified, and will not verify, any of the information contained herein, nor has Marcus & Millichap conducted any investigation regarding these matters and makes no warranty or representation whatsoever regarding the accuracy or completeness of the information provided. All potential buyers must take appropriate measures to verify all of the information set forth herein. Marcus & Millichap is a service mark of Marcus & Millichap Real Estate Investment Services, Inc.

© 2024 Marcus & Millichap. All rights reserved.

NON-ENDORSEMENT NOTICE

Marcus & Millichap is not affiliated with, sponsored by, or endorsed by any commercial tenant or lessee identified in this marketing package. The presence of any corporation's logo or name is not intended to indicate or imply affiliation with, or sponsorship or endorsement by, said corporation of Marcus & Millichap, its affiliates or subsidiaries, or any agent, product, service, or commercial listing of Marcus & Millichap, and is solely included for the purpose of providing tenant lessee information about this listing to prospective customers. Activity ID: ZAE0060799

SPECIAL COVID-19 NOTICE

All potential buyers are strongly advised to take advantage of their opportunities and obligations to conduct thorough due diligence and seek expert opinions as they may deem necessary, especially given the unpredictable changes resulting from the continuing COVID-19 pandemic. Marcus & Millichap has not been retained to perform, and cannot conduct, due diligence on behalf of any prospective purchaser. Marcus & Millichap's principal expertise is in marketing investment properties and acting as intermediaries between buyers and sellers. Marcus & Millichap and its investment professionals cannot and will not act as lawyers, accountants, contractors, or engineers. All potential buyers are admonished and advised to engage other professionals on legal issues, tax, regulatory, financial, and accounting matters, and for questions involving the property's physical condition or financial outlook. Projections and pro forma financial statements are not guarantees and, given the potential volatility created by COVID-19, all potential buyers should be comfortable with and rely solely on their own projections, analyses, and decision-making.

The Texas Real Estate Commission (TREC) regulates real estate brokers and sales agents, real estate inspectors, home warranty companies, easement and right-of-way agents and timeshare interest providers. You can find more information and check the status of a license holder at www.trec.texas.gov. You can send a complaint against a license holder to TREC, a complaint form is available on the TREC website. TREC administers two recovery funds which may be used to satisfy a civil court judgment against a broker, sales agent, real estate inspector, or easement or right-of-way agent, if certain requirements are met. If you have questions or issues about the activities of a license holder, the complaint process or the recovery funds, please visit the website or contact TREC at:

Texas Real Estate Commission
P.O. Box 12188
Austin, Texas 78711-2188
(512) 936-3000

ALL PROPERTY SHOWINGS ARE BY APPOINTMENT ONLY.
PLEASE CONSULT YOUR MARCUS & MILLICHAP AGENT FOR MORE DETAILS.

Marcus & Millichap
TAG INDUSTRIAL GROUP

OFFICES THROUGHOUT THE U.S. AND CANADA
www.marcusmillichap.com

410 EAST CHURCH STREET
LEWISVILLE, TX 75057

PRESENTED BY

DAVIS CAGLE

Partner
Office & Industrial Division
Dallas Office
Office (972) 755-5230
Davis.Cagle@MarcusMillichap.com
License: TX 722097

RICARDO CAMARENA

Associate
Office & Industrial Division
Dallas Office
Office (972) 755-5278
Ricardo.Camarena@MarcusMillichap.com
License: TX 762996

Marcus & Millichap
TAG INDUSTRIAL GROUP





TABLE OF CONTENTS

01

INVESTMENT OVERVIEW

SECTION 1

Offering Summary • Property Details • Offering Highlights • Regional Map • Aerial Map
Property Photos • Acquisition Financing

02

MARKET OVERVIEW

SECTION 2

Market Analysis • Demographic Analysis

Marcus & Millichap

SECTION 1

INVESTMENT OVERVIEW

Marcus & Millichap

OFFERING SUMMARY

- +/-13,330-Square-Foot Flex Asset Situated on 0.42 Acres
 - Masonry Construction Featuring 19'-21' Clear Height and 24 Parking Spaces
 - Owner-User Opportunity with Two-Story Office and Potential Retail Storefront
- Subject Property is One of Only Ten Properties Zoned Light-Industrial Between West Main Street and East College Street
 - Proximate to Lewisville's Old Town Center, Part of a Major Revitalization Project Underway by the City
 - Tight Barrier-to-Entry Submarket with 3.5% Vacancy and Limited Supply for Sale

Marcus & Millichap is pleased to present the opportunity to acquire the property located at 410 East Church Street in Lewisville, Texas. The subject property consists of approximately 13,330 square feet of flex space and is situated on 0.42 acres of land. The single-tenant asset features 9,630 square feet of office space, 3,700 square feet of warehouse space, masonry construction, a clear height of 19'-21', one grade-level door, six HVAC units, and 24 parking spaces. For sale as vacant, the property can accommodate a variety of uses with a two-story office space and potential for a retail storefront on the bottom floor. Positioned between West Main Street and East College Street, the property is one of just ten properties in the area that is zoned for light-industrial use. The property is in proximity to Lewisville's Old Town Center where the city began revitalization efforts starting in 1999 with the relocation of City Hall.

With 36.7 million square feet of industrial space, Lewisville is a relatively large submarket. Unlike in most markets, the vacancy rate in Lewisville was relatively stable at 5.8 percent in 2023 and significantly dropped to 3.5 percent during the first quarter of 2024. Despite the reduction in availability, the growth rate of asking rents continued to slow to 7.5 percent annually in Q1 but remained more than twice the level of the Consumer Price Index. After expanding Lewisville's industrial inventory by more than 2 million square feet in 2023, net deliveries are expected to dwindle to just under 166,000 square feet this year. As a result, vacancies will largely be dependent upon industrial demand for the foreseeable future. In 2023, only 17 industrial properties traded hands in Lewisville, making the submarket a tough barrier to entry along with low vacancies (CoStar).

The Dallas-Fort Worth metroplex is the fourth-most populous metro in the nation, with an aggregate of more than 7.7 million residents. It is composed of 13 counties stretching nearly 10,000 square miles. The city of Dallas houses 1.3 million people, followed by Fort Worth with 919 thousand residents. Strong job growth continually draws new residents to the region. To accommodate the additional traffic, the region's transportation network is evolving. Traffic flow is improved as freeways are expanded and miles are being added to tollways and turnpikes. The growth of the transportation network is vital to supporting commuters to the metro's numerous corporations and growing industries. Dallas/Fort Worth's population growth in recent years ranks among the highest in the U.S. for a major metro. The Metroplex is home to 24 Fortune 500 companies and many regional headquarters, drawing workers and residents. The area's extensive network of rail and highways, along with the International Inland Port of Dallas, ensure its status as a distribution hub.

PROPERTY DETAILS

410 EAST CHURCH STREET,
LEWISVILLE, TX 75057

Number of Suites	1
Number of Buildings	1
Total Square Feet	+/- 13,330
Warehouse Square Feet	+/- 3,700
Office Square Feet	+/- 9,630
Office Ratio	72%
Year Built	1985
Lot Size	0.42 Acres
Type of Ownership	Fee Simple
Clear Height	19'-21'
Parking Spaces	24
Parking Surface	Concrete
Building Class	C
Tenancy	Owner-User
Grade Level Doors	1
Construction	Masonry
Zoning	Light Industrial
HVAC Units	6
Market	Dallas/Ft. Worth
Submarket	Lewisville
Submarket Vacancy	3.50%



This information has been secured from sources we believe to be reliable, but we make no representations or warranties, express or implied, as to the accuracy of the information. References to square footage or age are approximate. Buyer must verify the information and bears all risk for any inaccuracies. Marcus & Millichap is a service mark of Marcus & Millichap Real Estate Investment Services, Inc. © 2024 Marcus & Millichap. All rights reserved. (Activity ID: ZAE0060799)



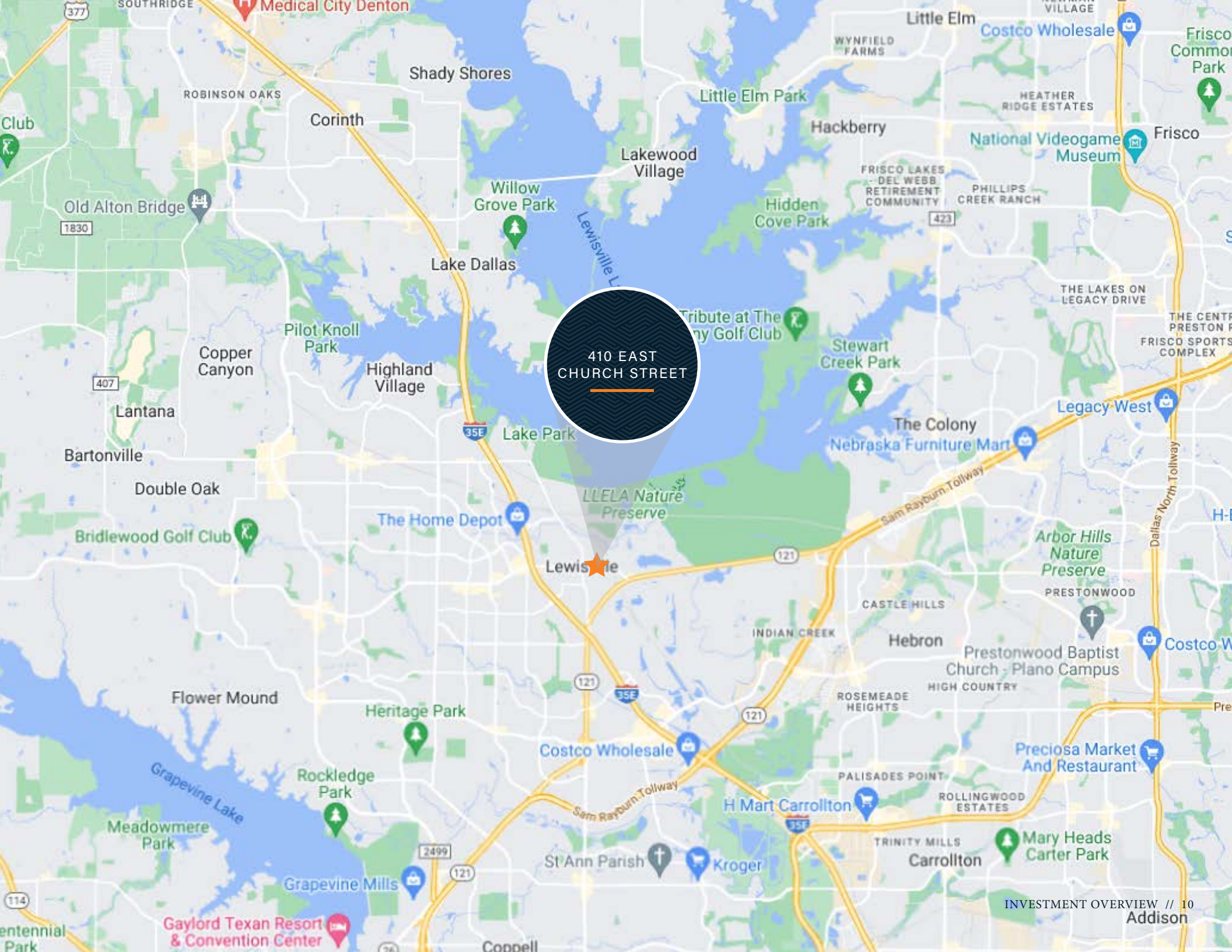
410 EAST CHURCH STREET

LEWISVILLE, TX 75057

OFFERING PRICE
\$1,600,000

Offering Price	\$1,600,000
Price/SF	\$120.00
Total Square Feet	+/- 13,330
Tenancy	Owner-User
Occupancy	0.00%

This information has been secured from sources we believe to be reliable, but we make no representations or warranties, express or implied, as to the accuracy of the information. References to square footage or age are approximate. Buyer must verify the information and bears all risk for any inaccuracies. Marcus & Millichap is a service mark of Marcus & Millichap Real Estate Investment Services, Inc. © 2024 Marcus & Millichap. All rights reserved. (Activity ID: ZAE0060799)




410 EAST
CHURCH STREET

Lewisville



410 EAST
CHURCH STREET





CAPABILITIES

MMCC—our fully integrated, dedicated financing arm—is committed to providing superior capital market expertise, precisely managed execution, and unparalleled access to capital sources, providing the most competitive rates and terms.

We leverage out prominent capital market relationships with commercial banks, life insurance companies, CMBS, private and public debt/equity funds, Fannie Mae, Freddie Mac, and HUD to provide our clients with the greatest range of financing options.

Our dedicated, knowledgeable experts understand the challenges of financing and work tirelessly to resolve all potential issues for the benefit of our clients.



Closed 2,143 debt and equity financings in 2023



National platform operating within the firm's brokerage offices



\$86.3 billion total national volume in 2023



Access to more capital sources than any other firm in the industry

WHY MMCC?

Optimum financing solutions to enhance value

Enhanced control through MMCC's ability to qualify investor finance contingencies

Enhanced control through quickly identifying potential debt/equity sources, processing, and closing buyer's finance alternatives

Enhanced control through MMCC's ability to monitor investor/due diligence and underwriting to ensure timely, predictable closings

SECTION 2

MARKET OVERVIEW

Marcus & Millichap

DALLAS-FORT WORTH TEXAS

The Dallas-Fort Worth Metroplex is the fourth-most populous metro in the nation, with an aggregate of 7.9 million residents. It is composed of 13 counties, stretching nearly 10,000 square miles. The core cities of Dallas and Fort Worth house approximately 1.4 million and 990,000 residents, respectively. Strong corporate relocations and the resulting job gains continue to draw new residents to the region, which has added more than 315,000 more people since the onset of the COVID-19 health crisis. In keeping with historical trends, Collin and Denton counties have received the majority of growth. To accommodate the additional roadway traffic, the region's transportation network is continually evolving. The expansion of the transportation network is vital to supporting the substantial developments in housing, retail and industrial, allowing commuters to access the metro's numerous corporations and expanding array of industries.



LARGE CORPORATE
BASE



SUBSTANTIAL
POPULATION GAINS



MAJOR DISTRIBUTION
CENTER

METROPLEX GROWTH

ECONOMY

The Metroplex's central location, temperate climate, no state income tax and a right-to-work labor policy attract employers. Dallas-Fort Worth is one of the nation's largest employment markets, with nearly 4.2 million jobs at the onset of 2023. The local labor force has doubled since 1990. The region is home to numerous Fortune 500 companies in a variety of sectors, including American Airlines Group, Southwest Airlines, Fluor, AT&T, Tenet Healthcare, Kimberly-Clark and D.R. Horton. The area is forecast to add the second-highest number of new positions in 2023, behind only New York. Economic expansion will be further fueled by a rise in financial services and high-tech companies.



7%
MANUFACTURING



18%
PROFESSIONAL AND
BUSINESS SERVICES



11%
GOVERNMENT



10%
LEISURE AND HOSPITALITY



9%
FINANCIAL
ACTIVITIES



22%
TRADE, TRANSPORTATION,
AND UTILITIES



5%
CONSTRUCTION



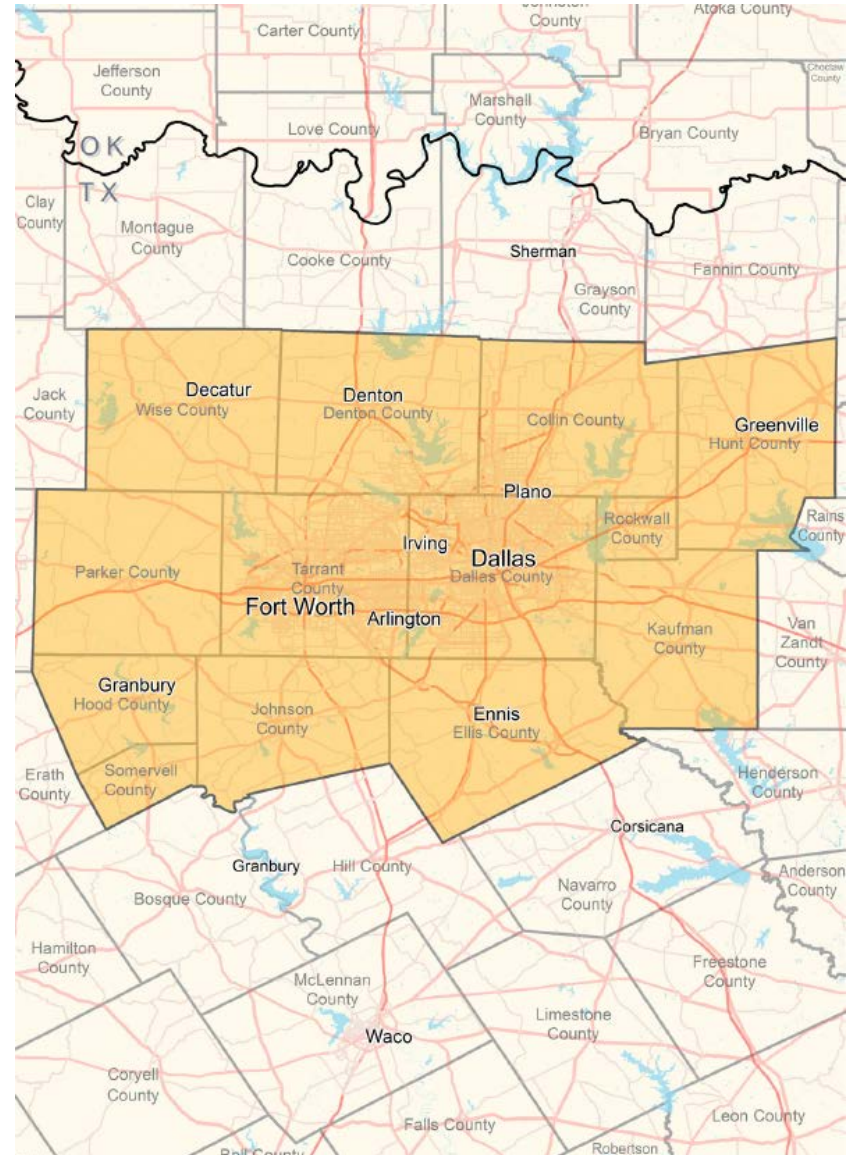
12%
EDUCATION AND
HEALTH SERVICES



2%
INFORMATION



3%
OTHER SERVICES



METROPLEX GROWTH

TRANSPORTATION

The area is connected to the rest of the nation by way of Interstates 20, 30, 35, 45, 345, 635 and 820, along with other major thoroughfares. Dallas Area Rapid Transit covers Dallas and 12 surrounding cities, consisting of buses and a light rail system. Trinity Railway Express and Amtrak provide passenger rail service. Freight-serving lines in the region include Union Pacific, BNSF and Kansas City Southern. BNSF is headquartered in Fort Worth. Via rail to Houston Port, and Highways 20 and 45, the International Inland Port of Dallas connects the region to global markets and trade. Two airports that service passengers are Dallas/Fort Worth International and Dallas Love Field, while Fort Worth Alliance is the center of a major cargo alliance. There are also 13 smaller airports in the area. The Alliance Global Logistics Hub is one of two intermodal facilities in Texas that connects road, rail and air.



QUALITY OF LIFE

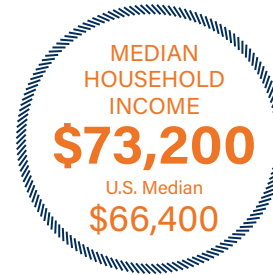
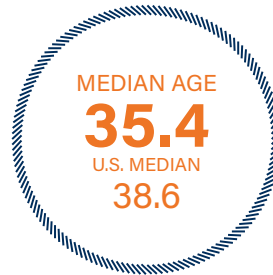
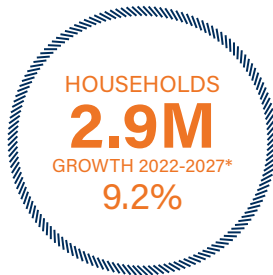
The Metroplex provides residents with an unparalleled lifestyle at a reasonable cost. The region continually ranks high for its affordability, when compared with other large metros. A temperate climate provides ample opportunities for outdoor enthusiasts to enjoy. The region has many golf courses and activities at the metro's several reservoirs. Dallas-Fort Worth hosts professional teams in baseball, football, hockey and basketball. Numerous educational institutions contribute to a continued supply of educated workers. The University of Texas at Dallas, University of North Texas, Texas Woman's University, Denton, Southern Methodist University, Texas Christian University, and the University of Texas at Arlington are among the numerous higher education institutions in the region. Metroplex residents are proximate to nationally-recognized health centers, including Parkland Memorial Hospital, Baylor University Medical Center and Texas Health Harris Methodist Hospital Fort Worth. Four medical schools also contribute to Dallas-Fort Worth's excellent health care network.



METROPLEX GROWTH

DEMOGRAPHICS

Roughly 679,400 new people are expected through 2027, fueled by robust job growth, natural increases and north-to-south migration. The Metroplex is projected to add 266,800 households during the same period, generating the need for additional housing options. A younger population resides in the Metroplex, indicated by a median age that is below that of the U.S. measure. An educated populace translates to a skilled labor pool and higher incomes. Almost 34 percent of residents ages 25 and older have at least a bachelor's degree, exceeding the U.S. average. The median income is \$6,800 above the national level. Given the market's younger median age, approximately 60 percent of residents owned their homes in 2020 — providing a vibrant rental market.



DEMOGRAPHICS



205,332

Total Population
Within 5 Miles



49.1%



50.9%



\$118,145

Average Household Income
Within 5 Miles



145,710

Employees
Within 1 Mile

DEMOGRAPHICS

POPULATION	1 Mile	3 Miles	5 Miles
2027 Projection			
Total Population	5,547	84,039	223,263
2022 Estimate			
Total Population	5,353	80,332	205,332
2010 Census			
Total Population	4,773	71,345	168,203
2000 Census			
Total Population	5,417	55,448	138,433
Daytime Population			
2022 Estimate	15,359	90,294	205,925
HOUSEHOLDS	1 Mile	3 Miles	5 Miles
2027 Projection			
Total Households	1,744	33,975	85,909
2022 Estimate			
Total Households	1,684	32,170	78,505
Average (Mean) Household Size	3.0	2.5	2.6
2010 Census			
Total Households	1,500	27,705	62,766
2000 Census			
Total Households	1,974	20,853	49,984

HOUSEHOLDS BY INCOME	1 Mile	3 Miles	5 Miles
2022 Estimate			
\$200,000 or More	2.2%	3.2%	10.5%
\$150,000-\$199,999	4.5%	5.3%	10.7%
\$100,000-\$149,999	15.5%	18.5%	22.4%
\$75,000-\$99,999	11.6%	15.3%	14.6%
\$50,000-\$74,999	24.3%	21.4%	17.6%
\$35,000-\$49,999	16.0%	14.9%	10.5%
\$25,000-\$34,999	9.6%	8.9%	5.8%
\$15,000-\$24,999	12.5%	8.3%	4.9%
Under \$15,000	3.9%	4.0%	3.0%
Average Household Income	\$73,023	\$82,523	\$118,145
Median Household Income	\$60,684	\$65,862	\$88,636
Per Capita Income	\$22,966	\$33,074	\$45,193
POPULATION PROFILE	1 Mile	3 Miles	5 Miles
Population By Age			
2022 Estimate Total Population	5,353	80,332	205,332
Under 20	25.2%	25.3%	25.9%
20 to 34 Years	23.6%	27.8%	22.4%
35 to 39 Years	8.5%	8.7%	7.7%
40 to 49 Years	14.3%	13.6%	15.4%
50 to 64 Years	16.6%	15.3%	19.2%
Age 65+	11.8%	9.4%	9.4%
Median Age	35.7	33.5	36.1
Population 25+ by Education Level			
2022 Estimate Population Age 25+	3,684	54,976	139,996
Elementary (0-8)	16.8%	6.9%	3.9%
Some High School (9-11)	13.9%	6.8%	4.2%
High School Graduate (12)	28.8%	25.0%	18.6%
Some College (13-15)	16.4%	22.6%	21.2%
Associate Degree Only	5.0%	8.3%	7.7%
Bachelor's Degree Only	13.0%	20.6%	29.9%
Graduate Degree	6.1%	9.7%	14.4%
Travel Time to Work			
Average Travel Time to Work in Minutes	24.0	28.0	29.0



INFORMATION ABOUT BROKERAGE SERVICES

Texas law requires all real estate license holders to give the following information about brokerage services to prospective buyers, tenants, sellers and landlords.

11-2-2015

TYPES OF REAL ESTATE LICENSE HOLDERS:

- A BROKER is responsible for all brokerage activities, including acts performed by sales agents sponsored by the broker.
- A SALES AGENT must be sponsored by a broker and works with clients on behalf of the broker.

A BROKER'S MINIMUM DUTIES REQUIRED BY LAW (A client is the person or party that the broker represents):

- Put the interests of the client above all others, including the broker's own interests;
- Inform the client of any material information about the property or transaction received by the broker;
- Answer the client's questions and present any offer to or counter-offer from the client; and
- Treat all parties to a real estate transaction honestly and fairly.

A LICENSE HOLDER CAN REPRESENT A PARTY IN A REAL ESTATE TRANSACTION:

AS AGENT FOR OWNER (SELLER/LANDLORD): The broker becomes the property owner's agent through an agreement with the owner, usually in a written listing to sell or property management agreement. An owner's agent must perform the broker's minimum duties above and must inform the owner of any material information about the property or transaction known by the agent, including information disclosed to the agent or subagent by the buyer or buyer's agent.

AS AGENT FOR BUYER/TENANT: The broker becomes the buyer/tenant's agent by agreeing to represent the buyer, usually through a written representation agreement. A buyer's agent must perform the broker's minimum duties above and must inform the buyer of any material information about the property or transaction known by the agent, including information disclosed to the agent by the seller or seller's agent.

AS AGENT FOR BOTH - INTERMEDIARY: To act as an intermediary between the parties the broker must first obtain the written agreement of each party to the transaction. The written agreement must state who will pay the broker and, in conspicuous bold or underlined print, set forth the broker's obligations as an intermediary. A broker who acts as an intermediary:

- Must treat all parties to the transaction impartially and fairly;
- May, with the parties' written consent, appoint a different license holder associated with the broker to each party (owner and buyer) to communicate with, provide opinions and advice to, and carry out the instructions of each party to the transaction.
- Must not, unless specifically authorized in writing to do so by the party, disclose:
 - that the owner will accept a price less than the written asking price;
 - that the buyer/tenant will pay a price greater than the price submitted in a written offer; and
 - any confidential information or any other information that a party specifically instructs the broker in writing not to disclose, unless required to do so by law.

AS SUBAGENT: A license holder acts as a subagent when aiding a buyer in a transaction without an agreement to represent the buyer. A subagent can assist the buyer but does not represent the buyer and must place the interests of the owner first.

TO AVOID DISPUTES, ALL AGREEMENTS BETWEEN YOU AND A BROKER SHOULD BE IN WRITING AND CLEARLY ESTABLISH:

- The broker's duties and responsibilities to you, and your obligations under the representation agreement.
- Who will pay the broker for services provided to you, when payment will be made and how the payment will be calculated.

LICENSE HOLDER CONTACT INFORMATION: This notice is being provided for information purposes. It does not create an obligation for you to use the broker's services. Please acknowledge receipt of this notice below and retain a copy for your records.

<u>MARCUS & MILLICHAP</u>	<u>9002994</u>	<u>TIM.SPECK@MARCUSMILLICHAP.COM</u>	<u>972-755-5200</u>
Licensed Broker /Broker Firm Name or Primary Assumed Business Name	License No.	Email	Phone
<u>TIM A. SPECK</u>	<u>432723</u>	<u>TIM.SPECK@MARCUSMILLICHAP.COM</u>	<u>972-755-5200</u>
Designated Broker of Firm	License No.	Email	Phone
<u>TIM A. SPECK</u>	<u>432723</u>	<u>TIM.SPECK@MARCUSMILLICHAP.COM</u>	<u>972-755-5200</u>
Licensed Supervisor or of Sales Agent/Associate	License No.	Email	Phone
<u>ADAM ABUSHAGUR</u>	<u>661916</u>	<u>ADAM.ABUSHAGUR@MARCUSMILLICHAP.COM</u>	<u>972-755-5223</u>
Sales Agent/Associate's Name	License No.	Email	Phone

Buyer/Tenant/Seller/Landlord Initials

Date

410 EAST CHURCH STREET
LEWISVILLE, TX 75057

PRESENTED BY

DAVIS CAGLE

Partner
Office & Industrial Division
Dallas Office
Office (972) 755-5230
Davis.Cagle@MarcusMillichap.com
License: TX 722097

RICARDO CAMARENA

Associate
Office & Industrial Division
Dallas Office
Office (972) 755-5278
Ricardo.Camarena@MarcusMillichap.com
License: TX 762996

Marcus & Millichap
TAG INDUSTRIAL GROUP